

RAF & RN Update 2014-15

Pt.1



For the best results these decals should be applied to a gloss surface such as provided by either Xtracolor or Xtracrylix paints. Cut out the decal required and soak in warm water until the decal is released from the backing paper. Wet the area to be decalced with MICRO SET which will help to eliminate air trapped under the decal and position the decal.

After 5 or 10 minutes wet the decal with MICRO SOL which will soften the decal and ensure that it settles down over any surface detail. Allow the decal to dry for at least 12 hours. During this time some wrinkling of the decal may occur, this is normal. Do not touch the decal at this time.

Carefully check for small air bubbles and if there are any prick with a needle and apply a drop of MICRO SOL. After all air bubbles have been eliminated and the decals are dry wash the entire model with water to remove any excess decal adhesive.

When completely dry the whole model should be sprayed with a coat of Xtracolor or Xtracrylix Flat, Satin or Gloss varnish depending on the finish required.

Store in a cool dry place, avoid sunlight, dampness or extremes of temperature and/or humidity.

Website:
 www.hammants.co.uk
 BAE Systems Hawk T.1A
 XX240 '849' of Royal Navy
 based at RNAS Culdrose
 2014.



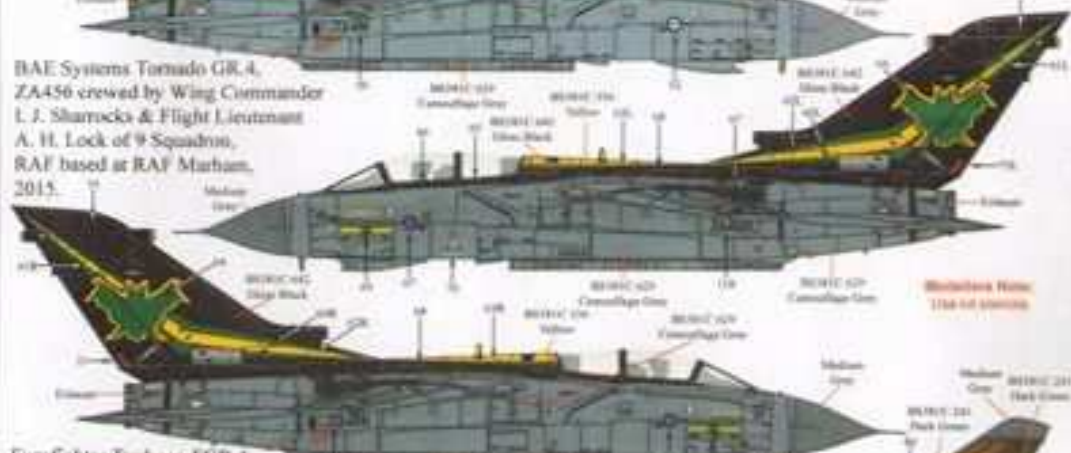
BAE Systems Tornado GR.4
 ZA461 crewed by Wing Commander
 Jon Nixon & Squadron Leader
 Conan Mullineaux of XV(R) Squadron,
 RAF based at RAF Lossiemouth.
 2015.



Modelers Note:
 Use 60 markings.

Modelers Note:
 To achieve the tail and spine markings
 first paint the Resistor Red areas,
 apply the mask supplied and apply the
 Resistor Blue edging.

BAE Systems Tornado GR.4
 ZA456 crewed by Wing Commander
 I. J. Sharrocks & Flight Lieutenant
 A. H. Lock of 9 Squadron,
 RAF based at RAF Marham,
 2015.



Modelers Note:
 1184-60 60markings

Eurofighter Typhoon FGR.4,
 ZK349 'GN.A' flown by
 Flight Lieutenant B Westoby Brooks
 of 29(F) Squadron, RAF,
 based at RAF Coningsby, 2015.



Modelers Note:
 ZK349 was painted in 240
 Squadron Hawker Hurricane
 markings worn during the
 Battle of Britain and flown by
 Flight Lieutenant Eric James
 Bradley (Museum, VC).

**Modelers
 Note:**
 Use 60
 Markings

BAE Systems Hawk T.1A,
XX327, flown by
Squadron Leader Gareth Kennedy
of RAF Centre of Aviation Medicine
RAF, based at Boscombe Down,
2015.



Weathering Notes
Use AF 60201/02

Eurofighter Typhoon FGR.4,
ZJ946 "EB.A" flown by
Flight Lieutenant D Forbes
of 41(R) TES Squadron, RAF,
based at RAF Coningsby,
April, 2015.



Weathering Notes
Use AF 60201/02

BAE Systems Hawk T.1A,
XX350, flown by
Crewed by Wing Commander N. J. Gatenby
and Squadron Leader D. Arlett
of 208 Squadron, RAF, based at
RAF Valley, 2015.



Weathering Notes
Use AF 60201/02

Eurofighter Typhoon FGR.4,
ZJ925 "DXI" flown by
Wing Commander C Layden
of (XHF) Squadron, RAF,
based at RAF Coningsby,
2015.

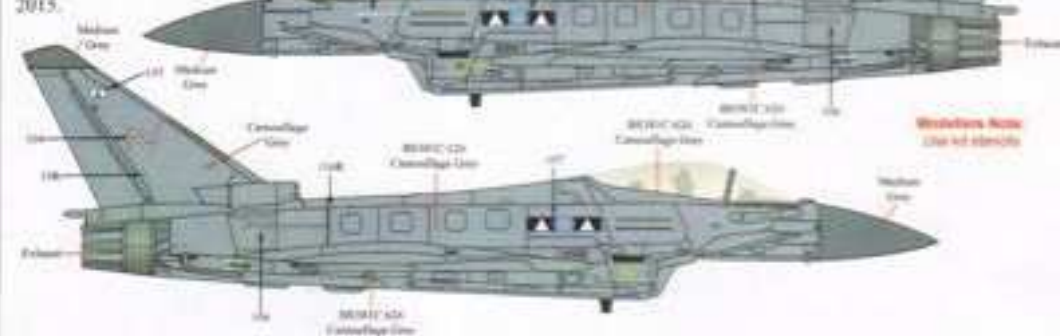


Weathering Notes
Use AF 60201/02

Website:
 www.hannants.co.uk
 Eurofighter Typhoon FGR.4,
 ZK353 'BQ' flown by
 Flight Lieutenant Jimmy Downen
 of 29 (F) Squadron, RAF,
 based at RAF Coningsby,
 2015.



Eurofighter Typhoon FGR.4,
 ZK344 'IF' flown by
 Wing Commander R. G. Elliott
 of II(A)C Squadron, RAF,
 based at RAF Lossiemouth,
 2015.



BAE Systems Hawk T.1A,
 XX327 & XX240



BAE Systems Hawk T.1A,
 XX350



Paints:

The colours used on these aircraft can be found at the Xtracolor (prefix number with X) and Xtracryls (prefix number with XA1) range of paints.

Xtracolor Paints

- X012 BS381C 042 Night Black
- X017 BS381C 026 Camouflage Grey
- X022 RFC Green
- X070 BS381C 110 Razzle Dazzle Blue
- X031 BS381C 038 Cherry
- X030 BS181C 029 Camouflage Green

X141 Burgundy White

- X104 Exhaust

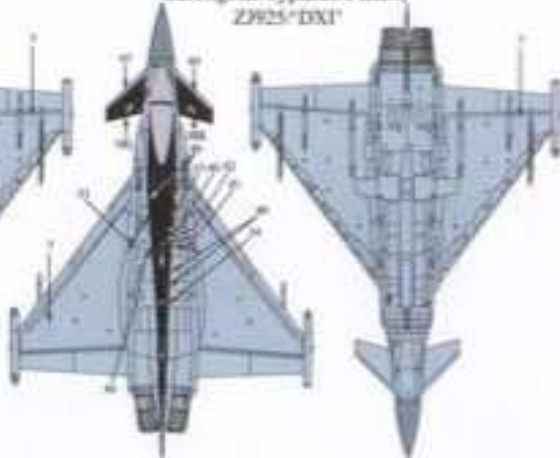


Pictures kindly supplied by Berry Vissers/Squadron Prints , © Copyright
www.squadronprints.com except ZA461 as indicated

Eurofighter Typhoon FGR.4
ZJ946 "EB.A" &
ZK344 "II"



Eurofighter Typhoon FGR.4
ZJ925 "DX1"



Eurofighter Typhoon FGR.4
ZK353 "BQ"



Eurofighter Typhoon FGR.4
ZK349 "GA"



BAE Systems Tornado GR.4
ZA461



BAE Systems Tornado GR.4
ZA456





Tornado ZM61 over Loch Ness and cockpit frames
© Crown Copyright

