



XTRADECAL

X72297

Royal Air Force McDonnell Douglas Phantom FGR.2 Alcock & Brown Scheme



For the best results these decals should be applied to a gloss surface such as provided by either Xtracolor or Xtracrylix paints. Cut out the decal required and soak in warm water until the decal is released from the backing paper. Wet the area to be decaled with MICRO SET which will help to eliminate air trapped under the decal and position the decal.

After 5 or 10 minutes wet the decal with MICRO SOL which will soften the decal and ensure that it settles down over any surface detail. Allow the decal to dry for at least 12 hours. During this time some wrinkling of the decal may occur, this is normal. Do not touch the decal at this time.

Carefully check for small air bubbles and if there are any prick with a needle and apply a drop of MICRO SOL. After all air bubbles have been eliminated and the decals are dry wash the entire model with water to remove any excess decal adhesive.

When completely dry the whole model should be sprayed with a coat of Xtracolor or Xtracrylix Flat, Satin or Gloss varnish depending on the finish required.

Store in a cool dry place, avoid sunlight, dampness or extremes of temperature and/or humidity.

HANNANTS

www.hannants.co.uk

Harbour Road, Oulton Broad, Lowestoft, Suffolk, NR32 3LZ




Phone +44 1502 517444

Fax +44 1502 500521


sales@hannants.co.uk

Both XV424 and XV486 were finished in overall BS381C:627 Light Aircraft Grey.


McDonnell Douglas Phantom FGR.2, XV424, of 56 Squadron, Royal Air Force, 60th Anniversary of the first Transatlantic flight by Alcock & Brown, displayed at IAT, RAF Greenham Common 1979.



(only later applied to XV486)

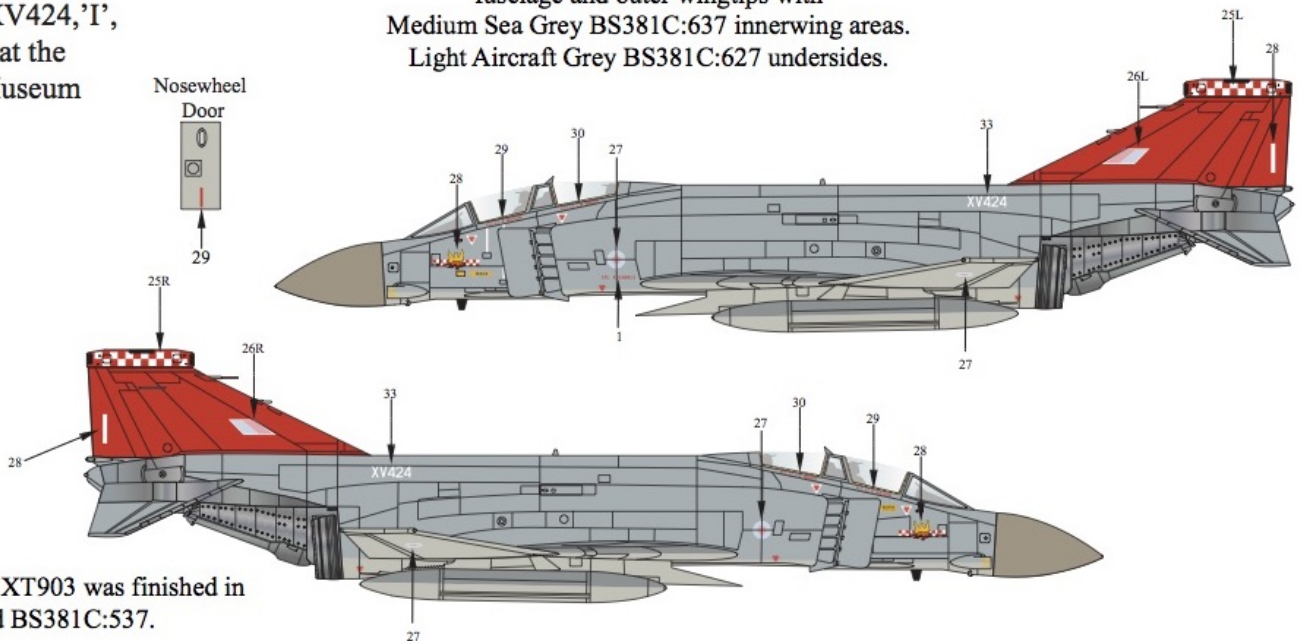


McDonnell Douglas Phantom FGR.2, XV486, of 56 Squadron, Royal Air Force, 60th Anniversary of the first Transatlantic flight by Alcock & Brown, 1979.



McDonnell Douglas Phantom FGR.2, XV424, 'I', Currently residing at the Royal Air Force Museum at Hendon, UK.

XV424 in the 'Lo-Viz' scheme was finished in Camouflage Grey BS381C:626 fuselage and outer wingtips with Medium Sea Grey BS381C:637 innerwing areas. Light Aircraft Grey BS381C:627 undersides.



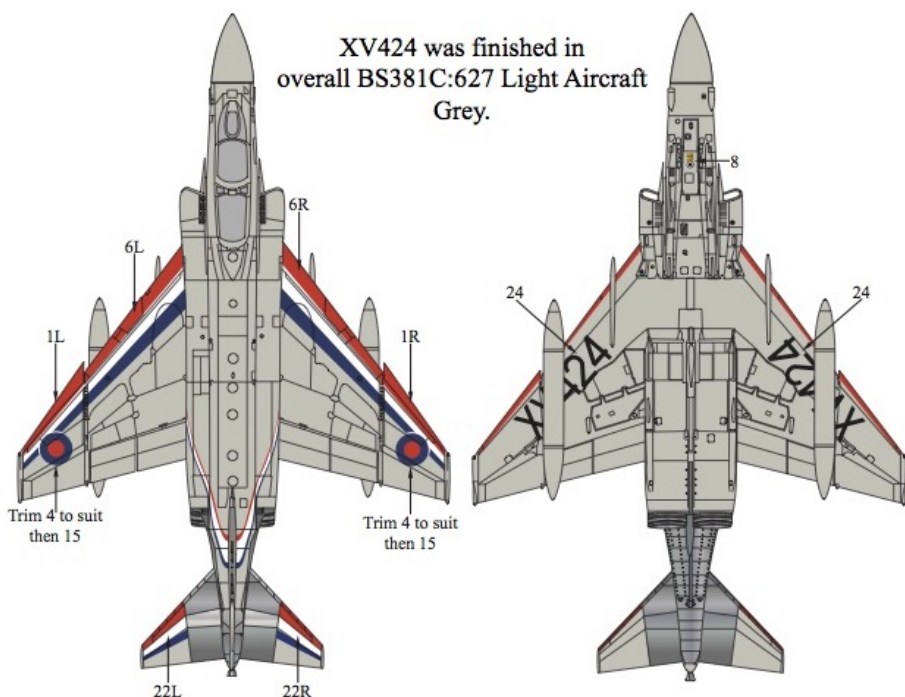
The vertical fin on XT903 was finished in Signal Red BS381C:537.

Commemorating the 60th anniversary of the first Atlantic Crossing by John Alcock and Arthur Brown, this special scheme was applied to FGR.2 Phantoms, XV424 and XV486. The scheme was designed by Aviation Artist Wilf Hardy and completed by Warrant Officer John Cooper, Sergeant Ken Lilicoe and their volunteer crew. XV424 would complete most of the flying duties with XV486 as the reserve aircraft.

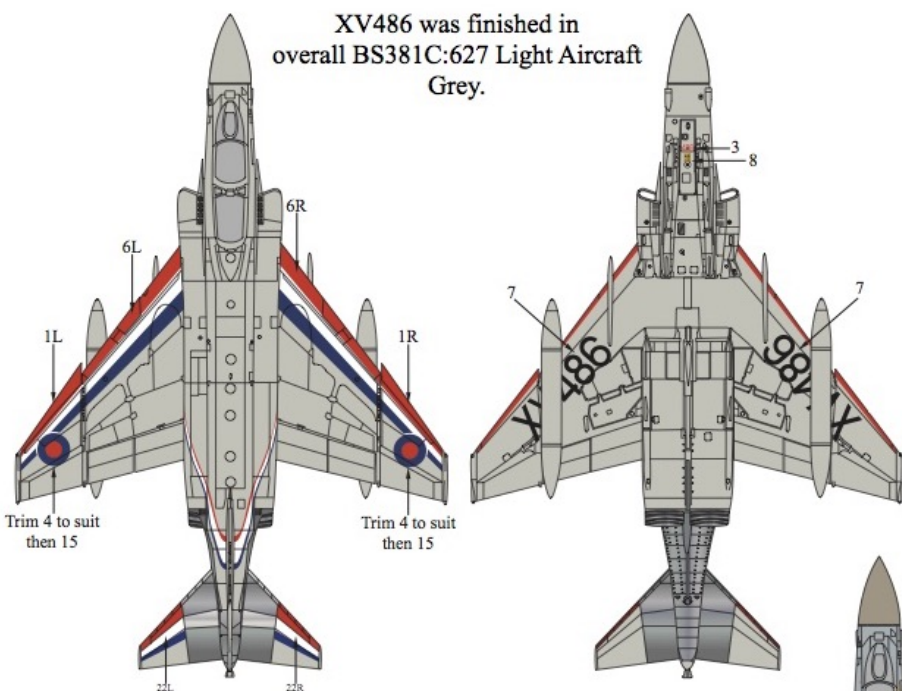
In addition to the Atlantic Crossing, the scheme also commemorated the association of Rolls-Royce with both the Eagle engines in the Vickers Vimy of Alcock & Brown and the Spey engines of the British Phantom. The 30th Anniversary of NATO was also recognised.

To fly the aircraft, the nephew of John Alcock, Squadron Leader A. J. N Alcock and Flight Lieutenant W. N. Browne were selected. A trans-Atlantic flight took place from Goose Bay, Newfoundland, Canada with the original 'twinkletoes' mascot taken aboard the original aircraft also taken on board for this flight.

XV424 was finished in overall BS381C:627 Light Aircraft Grey.



XV486 was finished in overall BS381C:627 Light Aircraft Grey.



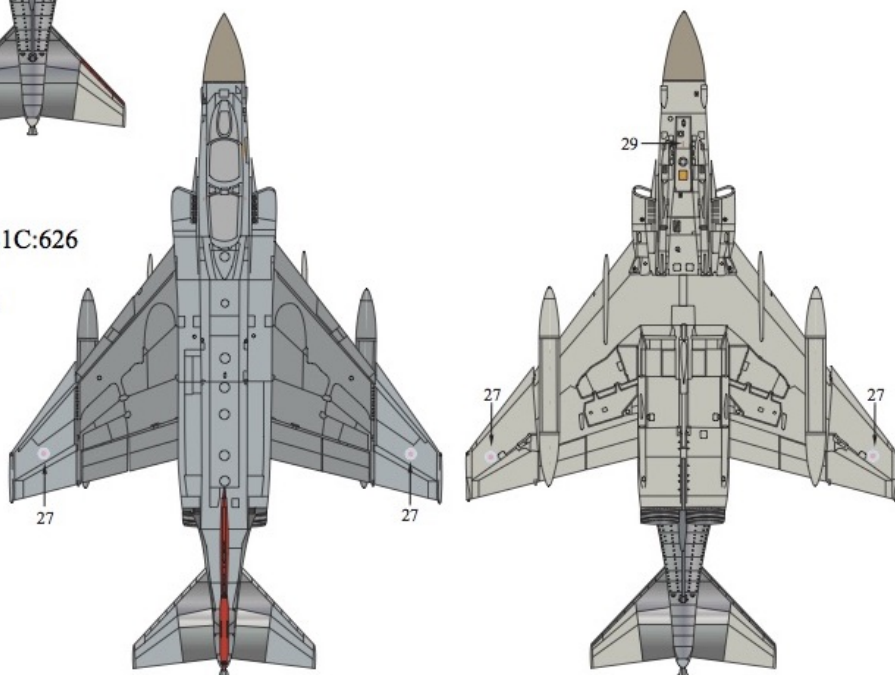
Both aircraft crossed the Atlantic Ocean, albeit XV486 was the backup airframe.

The aircraft spent around a month doing multiple shows and events before returning to front-line service.

Both airframes are almost identical with the only clue to which airframe was which being the Black spine aerial on XV424 with a White aerial on XV486.

XV424 would be one of the last RAF Phantoms to leave service and today resides in the RAF Museum, Hendon wearing her 56 Squadron colours.

'Lo-Viz' XV424 was finished in Camouflage Grey BS381C:626 fuselage and outer wingtips with Medium Sea Grey BS381C:637 innerwing areas. Light Aircraft Grey BS381C:627 undersides.



Xtracolor Paints

X003 BS381C:637 Medium Sea Grey
 X014 BS381C:537 Signal Red
 X015 BS381C:627 Light Aircraft Grey
 X017 BS381C:626 Camouflage Grey
 X404 Matt Black
 X502 Natural Steel

Paints:

The colours used on these aircraft can be found in the Xtracolor (prefix number with X) and Xtracrylix (prefix number with XA1) range of paints.

Xtracrylix Paints

XA1003 BS381C:637 Medium Sea Grey
 XA1014 BS381C:537 Signal Red
 XA1015 BS381C:627 Light Aircraft Grey
 XA1017 BS381C:626 Camouflage Grey