

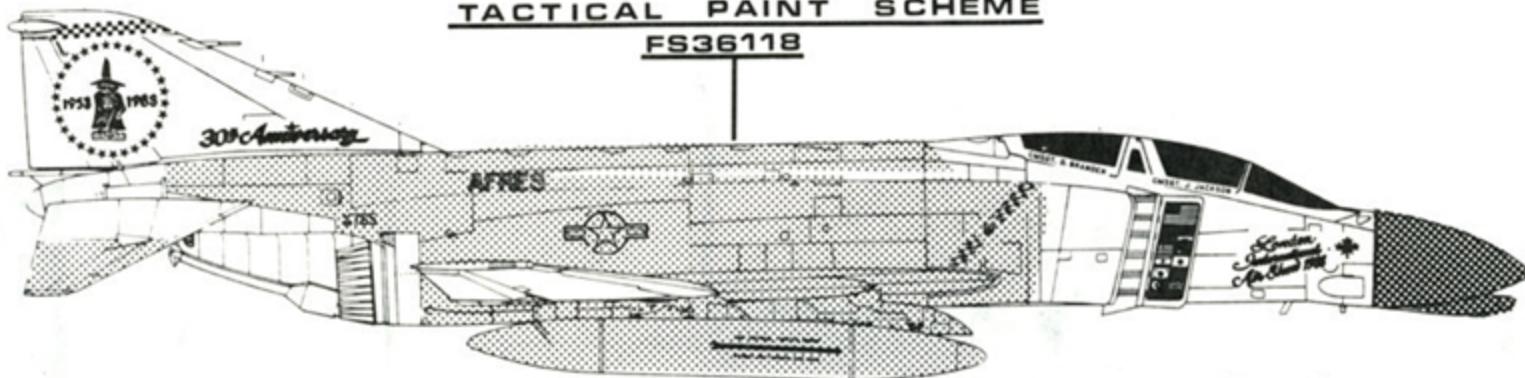


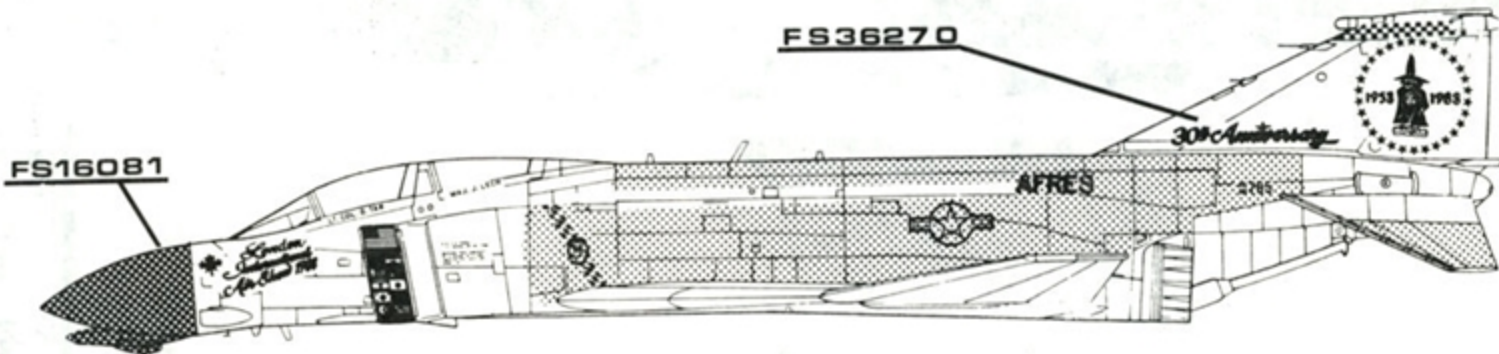
**904 TFG AFRES
WRIGHT PATTERSON AFB**



**TACTICAL PAINT SCHEME
FS36118**



FS36270



SLIDE REFERENCE
DAVID F BROWN
POB 276
THOMASVILLE, PA 17364

CONTRIBUTOR
SMSGT PAUL ATKINSON
906 TFG AFRES
DAYTON OHIO

**DETAIL & SCALE
SQUADRON / SIGNAL**

MFG BY
REPLI-SCALE
P.O. BOX 818
SANTA ANA, CA 92708

- DIRECTIONS FOR APPLICATION**
1. MAKE SURE THAT MODEL IS FREE FROM DUST AND OIL.
 2. CUT OUT DECALS FROM SHEET.
 3. DIP DECALS IN WATER AS NEEDED (DO NOT WET ENTIRE SHEET).
 4. WHEN DECAL SLIDES ON BACKING EASILY IT IS READY TO APPLY.
 5. USING A WET BRUSH SLIDE DECAL FROM BACKING ONTO MODEL INTO PROPER POSITION. BLOT EXCESS WATER GENTLY WITH BRUSH. LET DRY COMPLETELY.
 6. AFTER DECALS ARE DRY GENTLY WIPE EXCESS ADHESIVE FROM MODEL WITH A DAMP CLOTH.