



Sial Marchetti SF260D N402FD, 1991-1992

One of three civilian Marchettis leased by the Air Corps in 1991-1992 to cover a shortfall of available aircraft for a busy period of pilot training.



BONUS 1/48 SCALE DECAL
Percival Provost T.53, NO.184



Overall silver with dayglo orange panels on wings, tail and spinner as shown. Black anti-glare panel and wing walks.

This aircraft was one of a batch of 4 Provosts ordered by the Air Corps in 1955. As a T.53 variant it was capable of being armed with two machine guns and could be fitted with rocket rails. It was withdrawn from use in 1976 and eventually obtained by the Cavan & Leitrim Railway Museum in Dromod, Company Leitrim



Underside of right wing.



Max 7225 Irish Air Corps Selection 2024

- 1/72 scale decals for the following subjects:
 Airbus C295 2024 (Answer kit)
 Pilatus PC12NG Spectre (Sova-M kit)
 Airbus EC-135 x2 (Revell kit)
 Sial Marchetti SF 260 (Special Hobby kit)
 Avro Anson XIX (Valom kit modified with new wing)
 DH Dove (A Model kit)

**LIMITED EDITION
SILK SCREEN PRINTED
DECAL SHEET WITH
LASER PRINTED ANNIVERSARY
MARKINGS!!**

Bonus Decal 1/48 scale : Percival Provost T.53 (Mikro-Mir kit)

Bonus Decal 1/32 scale: Airbus EC-135 x2 (Revell kit)



EC-135 No.271 Number 3 Operations Wing, 2023.

Overall matt dark green RAL6031.

Interior colours are matt medium grey with grey seats and black head rests.

Instrument panel coaming matt black.

Badge on front door applied to commemorate the 60th anniversary of helicopter operations by the Air Corps in 2023.

Tail and nose number 271 applied in silver which faded to grey. The numerals have since been changed to black.



EC-135 No.270, No.3 Ops Wing, 2023.

Anniversary scheme applied to tailboom to commemorate 60 years of helicopter operations by the Irish Air Corps. The tail scheme is reminiscent of the colour scheme used on the long retired Gazelles and Dauphins.



Markings for the above also on this sheet in 1/32 scale!



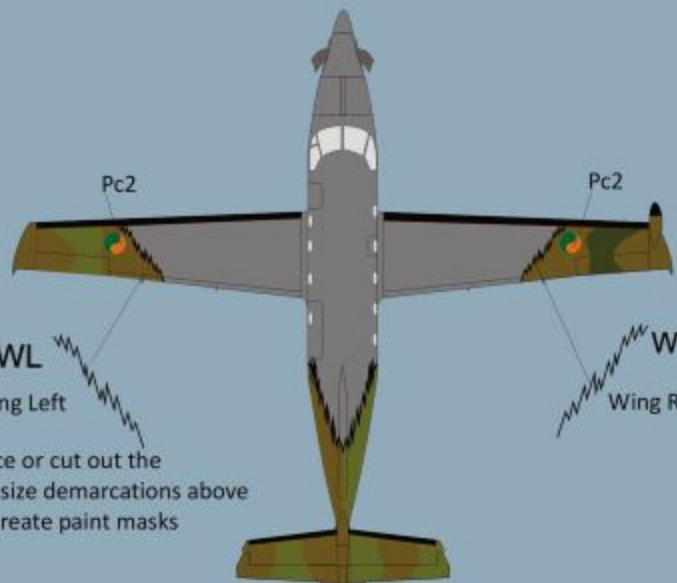
Pilatus PC12NG No. 280 2022.

Painted in a special anniversary scheme to commemorate 100 years since the establishment of the Irish Air Corps. Standard colour is high gloss grey with the anniversary colours consisting of high gloss dark green and dark earth reminiscent of the scheme worn by Avro Ansons during WW2. Underside of outer wings partially repainted gloss black.

Grey Eagle
PC7
Apply white backing patch before applying eagle badge.



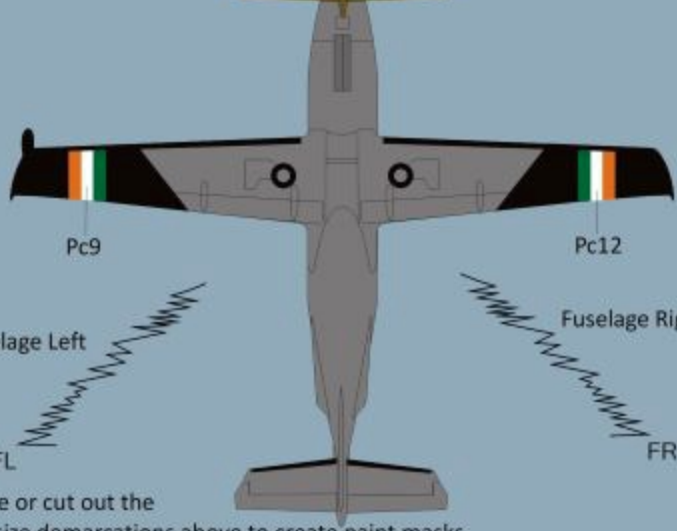
PC12NG Spectre No.281 2022. Standard gloss dark grey scheme with 100th anniversary badge on rear fuselage to commemorate 100 year Air Corps anniversary



WL
Wing Left

WR
Wing Right

Trace or cut out the full size demarcations above to create paint masks

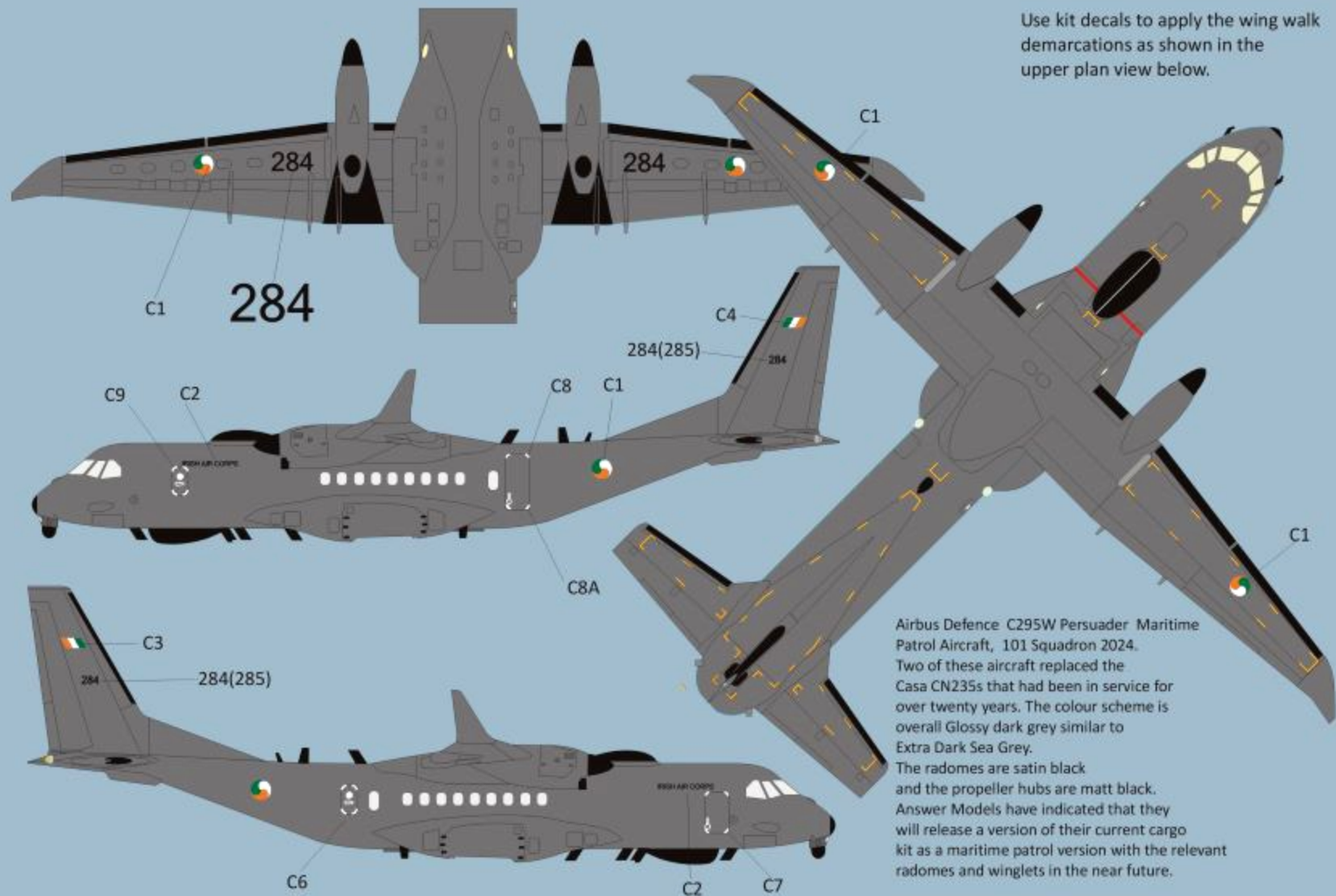


FL
Fuselage Left

FR
Fuselage Right

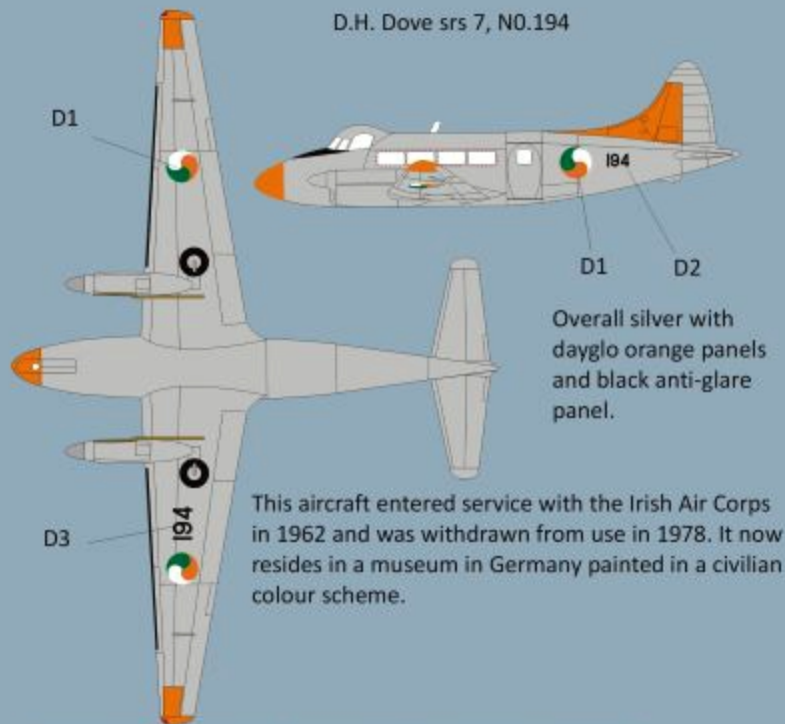
Trace or cut out the full size demarcations above to create paint masks

Use kit decals to apply the wing walk demarcations as shown in the upper plan view below.



Airbus Defence C295W Persuader Maritime Patrol Aircraft, 101 Squadron 2024. Two of these aircraft replaced the Casa CN235s that had been in service for over twenty years. The colour scheme is overall Glossy dark grey similar to Extra Dark Sea Grey. The radomes are satin black and the propeller hubs are matt black. Answer Models have indicated that they will release a version of their current cargo kit as a maritime patrol version with the relevant radomes and winglets in the near future.

D.H. Dove srs 7, NO.194



Overall silver with dayglo orange panels and black anti-glare panel.

This aircraft entered service with the Irish Air Corps in 1962 and was withdrawn from use in 1978. It now resides in a museum in Germany painted in a civilian colour scheme.

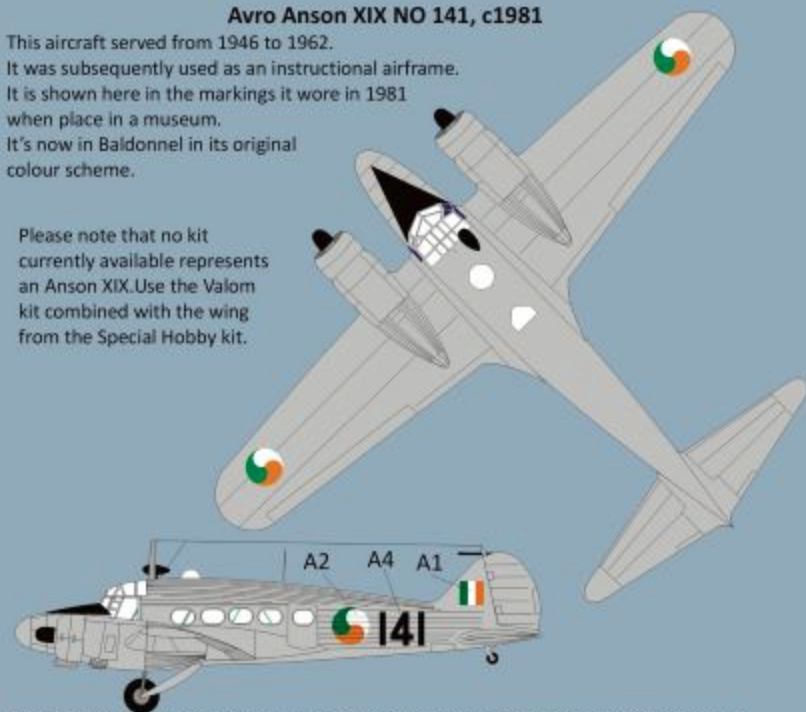
As more model kits of aircraft and helicopters used by the Irish Air Corps become available, Max Decals will endeavour to produce suitable markings. In recent years manufacturers of injection moulded kits have produced such kits as the DH Dove (Amodel), AirbusC295 (Answer Models), Pilatus Pc12 (Sova-M), Percival Provost in 1/48 (Mikro-Mir) to name but a few. This decal sheet, Max7225 is designed to fill niche gaps for modellers wishing to model Irish Air Corps versions of these subjects. For further information see www.maxdecals.com or follow us on Facebook at maxdecals.

Special thanks to Kevin Byrne, Paul Cunniffe and Michael Whelan for their assistance.

Avro Anson XIX NO 141, c1981

This aircraft served from 1946 to 1962. It was subsequently used as an instructional airframe. It is shown here in the markings it wore in 1981 when placed in a museum. It's now in Baldonnel in its original colour scheme.

Please note that no kit currently available represents an Anson XIX. Use the Valom kit combined with the wing from the Special Hobby kit.



General Instructions : For best results they should be applied to gloss painted surfaces. Cut around the required decal with a sharp blade and dip into luke warm water for a few seconds. As the decal loosens from the backing paper carefully slide the decal onto the model. Press down gently with a soft tissue or cloth. If you have not positioned the decal correctly place a few drops of water on and around the decal and float it into the correct position. Leave the decals to dry. They can be overcoated with varnish as required. These decals have not been tested with proprietary decal softening or setting solutions so modellers use these at their own risk.

Warning : These decals are extremely thin so exercise care when applying them.
Special Instructions: The small squadron badges and anniversary markings on the supplementary sheet are laser printed on continuous decal film. To use them effectively, please coat the sheet in Mircoscale Decal Film and leave to dry. Using a sharp scalpel blade cut closely around the marking you wish to use. Dip in water until it slides off the backing paper. Apply it on the model on top of the white backing patch from the main silk screen printed sheet.