


Westland Sea King Collection



For the best results these decals should be applied to a gloss surface such as provided by either Xtracolor or Xtracrylix paints. Cut out the decal required and soak in warm water until the decal is released from the backing paper. Wet the area to be decaled with MICRO SET which will help to eliminate air trapped under the decal and position the decal.


After 5 or 10 minutes wet the decal with MICRO SOL which will soften the decal and ensure that it settles down over any surface detail. Allow the decal to dry for at least 12 hours. During this time some wrinkling of the decal may occur, this is normal. Do not touch the decal at this time.

Carefully check for small air bubbles and if there are any prick with a needle and apply a drop of MICRO SOL. After all air bubbles have been eliminated and the decals are dry wash the entire model with water to remove any excess decal adhesive.

When completely dry the whole model should be sprayed with a coat of Xtracolor or Xtracrylix Flat, Satin or Gloss varnish depending on the finish required.

Store in a cool dry place, avoid sunlight, dampness or extremes of temperature and/or humidity.

Westland Sea King AEW.2
 XV714, '1 87'
 of 849 Naval Air Squadron,
 based at RNAS Culdrose,
 1989.



XV714 was finished in overall Satin BS381C:638 Dark Sea Grey with Matt BS381C:642 Black windscreen and exhaust areas.

Modellers Note:
 The serials on this option appears to have been omitted on the original photo. The serials are included to be used at the modellers discretion. Six bladed tail rotor fitted.



XZ589 was finished in overall Gloss BS381C:356 Golden Yellow with Matt BS381C:642 Black windscreen and exhaust areas.

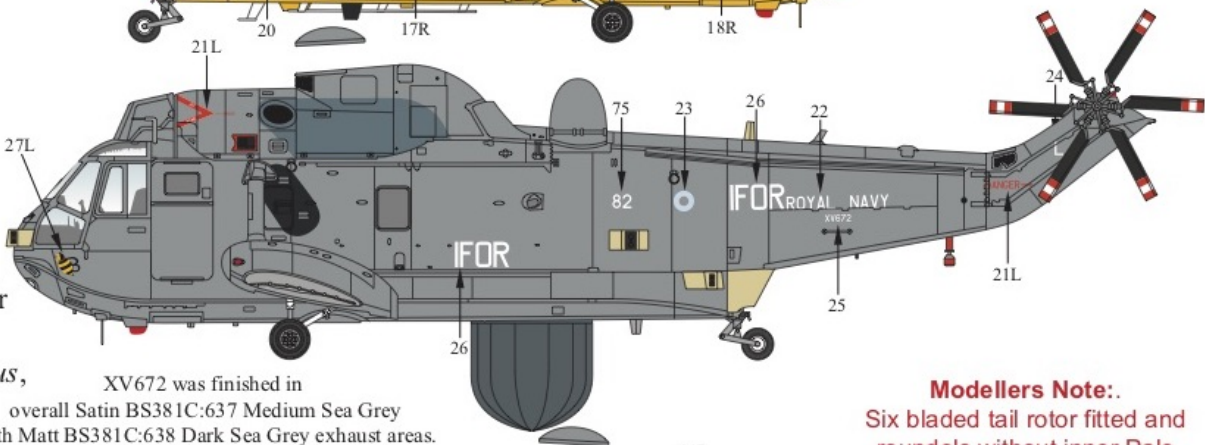
Westland Sea King HAR.3
 XZ589,
 of 'D Flight', 202 Squadron,
 Royal Air Force, based at
 RAF Lossiemouth,
 1994.



Modellers Note:
 Six bladed tail rotor fitted.




Westland Sea King AEW.2
 XV672, 'L'
 of 'B Flight', 849 Naval Air
 Squadron,
 based aboard *HMS Illustrious*,
 1995.




XV672 was finished in overall Satin BS381C:637 Medium Sea Grey with Matt BS381C:638 Dark Sea Grey exhaust areas.

Modellers Note:
 Six bladed tail rotor fitted and roundels without inner Pale Roundel Red.



Westland Sea King HAR.3
 XZ591
 of 202 Squadron,
 based at RAF Brawdy,
 1983.

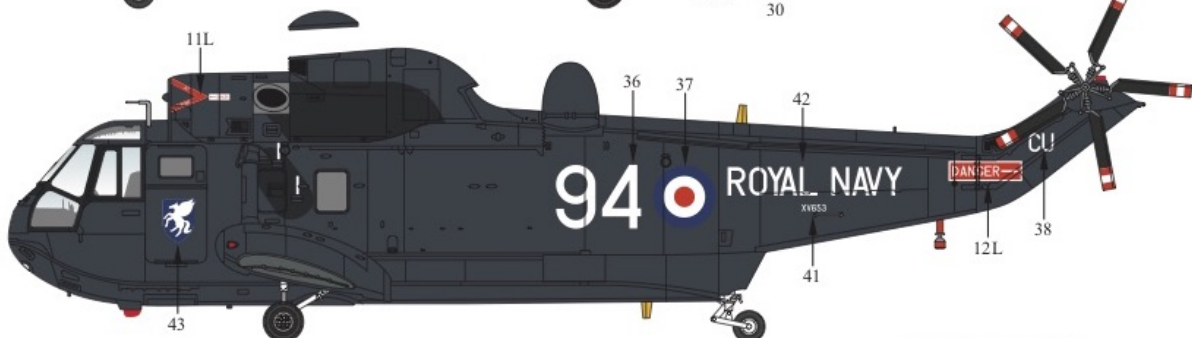


XZ591 was finished in overall Satin BS381C:638 Dark Sea Grey.

Modellers Note:
 Additional antennae and avionics 'bumps' seem to have been added to this airframe on the tailboom. Six bladed tail rotor fitted.




Westland Sea King HAS.1
 XV653, '94'
 of 706 Naval Air Squadron,
 Royal Navy, based at RNAS
 Culdrose, 1977.




XV653 was finished in overall Gloss BS381C:633 RAF Blue Grey with Matt BS381C:642 Black exhaust areas.

Modellers Note:
 Early five bladed tail rotor fitted and open engine air intakes.



Westland Sea King HAS.2a
 XV643, '305'
 of 819 Naval Air Squadron,
 based at RNAS Prestwick,
 1980.




XV643 was finished in overall Gloss BS381C:633 RAF Blue Grey with Matt BS381C:642 Black exhaust areas.

Modellers Note:
 Six bladed tail rotor fitted.




Westland Sea King HU.5
 XV705
 of 771 Naval Air Squadron,
 based at RNAS Culdrose,
 1996.




XV705 was finished in overall Satin BS381C:637 Medium Sea Grey with BS381C:538 Cherry forward fuselage, sponsons and tailboom areas.

Modellers Note:
 Additional antennae and avionics 'bumps' seem to have been added to this airframe on the tailboom. Six bladed tail rotor fitted.

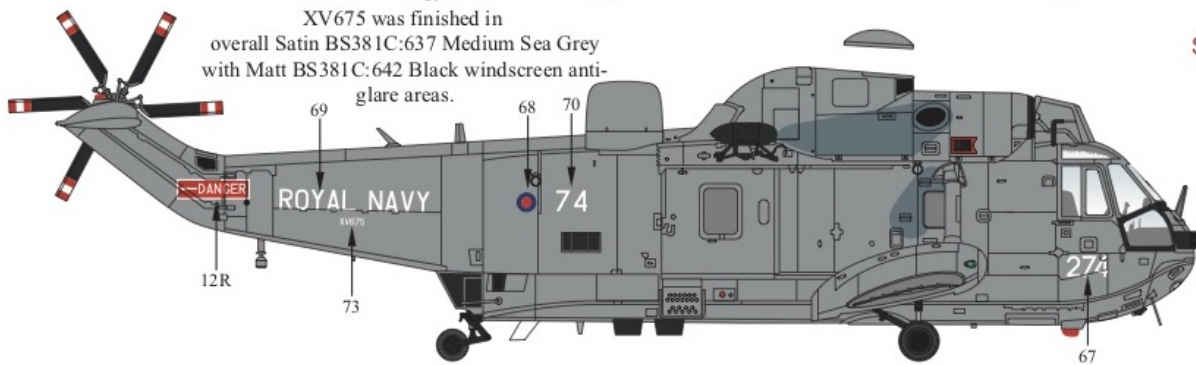


Westland Sea King HAS.5
 XV675, '274'
 of 814 Naval Air Squadron,
 Royal Navy, based at RAF
 Lossiemouth, 1985.

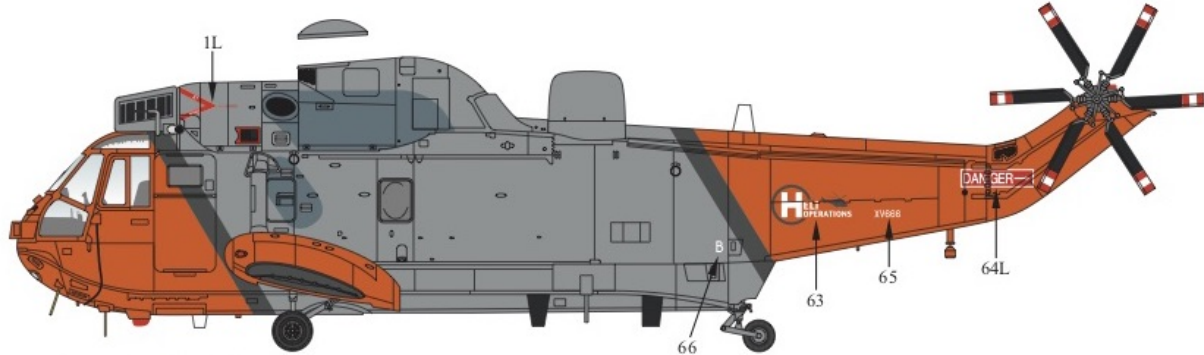


XV675 was finished in overall Satin BS381C:637 Medium Sea Grey with Matt BS381C:642 Black windscreen anti-glare areas.

Modellers Note:.
 Six bladed tail rotor fitted.



Westland Sea King HAS.5
 XV666,
 of Heli Operations UK,
 based at Portland,
 2018.

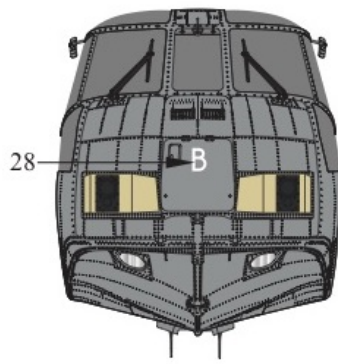


XV666 was finished in overall Satin BS381C:637 Medium Sea Grey with Fluorescent Orange forward fuselage, sponsons and tailboom areas flanked by bands of BS381C:671 Middle Graphite.


Modellers Note:.
 Six bladed tail rotor fitted.



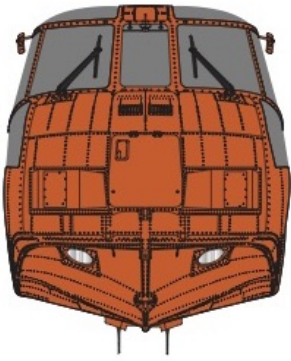
Westland Sea King AEW.2
 XV672, 'L'.



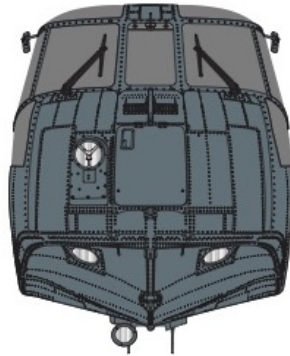
Westland Sea King HAR.3
 XZ589.



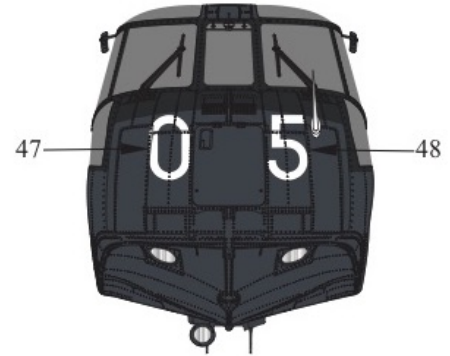
Westland Sea King HAS.5
 XV666.



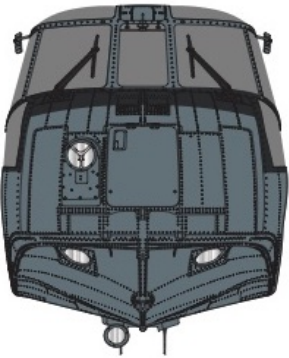
Westland Sea King HAR.3
 XZ591.



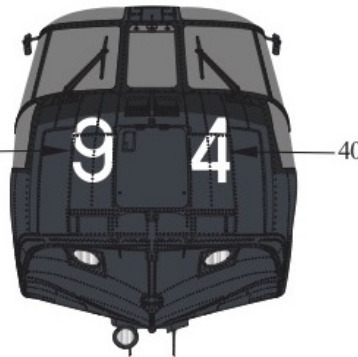
Westland Sea King HAS.2a
 XV643, '305'.



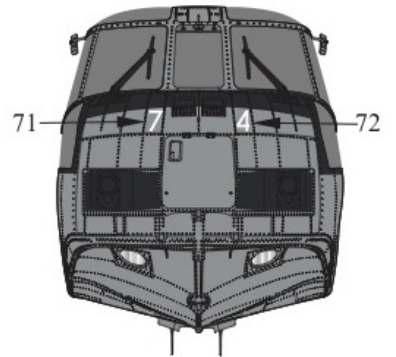
Westland Sea King AEW.2
 XV714, '1 87'.



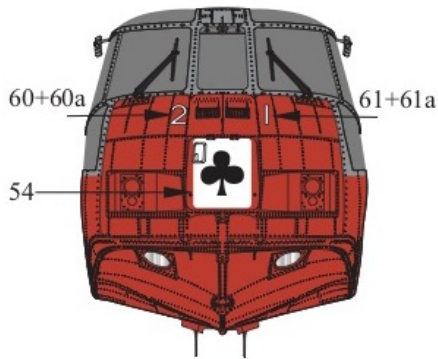
Westland Sea King HAS.1
 XV653, '94'.



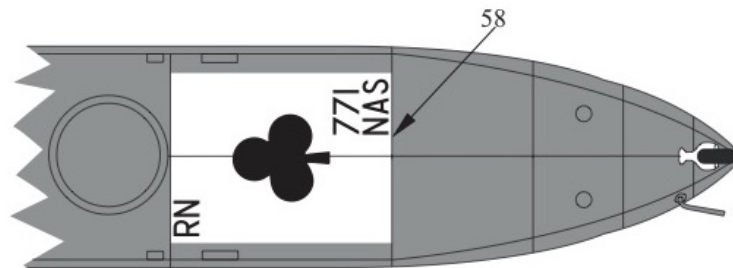
Westland Sea King HAS.5
 XV675, '274'.



Westland Sea King HU.5
 XV705.



Westland Sea King HU.5
 XV705 underside.



Paints:

The colours used on these aircraft can be found in the Xtracolor (prefix number with X) and Xtracrylix (prefix number with XA1) range of paints.

Xtracolor Paints

- X003 Medium Sea Grey
- X004 Dark Sea Grey
- X005 Extra Dark Sea Grey
- X012 Night Black
- X013 RAF Blue Grey
- X019 RAF Rescue Yellow
- X031 Post Office Red
- X141 White

Xtracolor Paints

- XA1003 Medium Sea Grey
- XA1004 Dark Sea Grey
- XA1005 Extra Dark Sea Grey
- XA1012 Night Black
- XA1013 RAF Blue Grey
- XA1019 RAF Rescue Yellow
- XA1031 Post Office Red
- XA1141 White