

# Third Group™

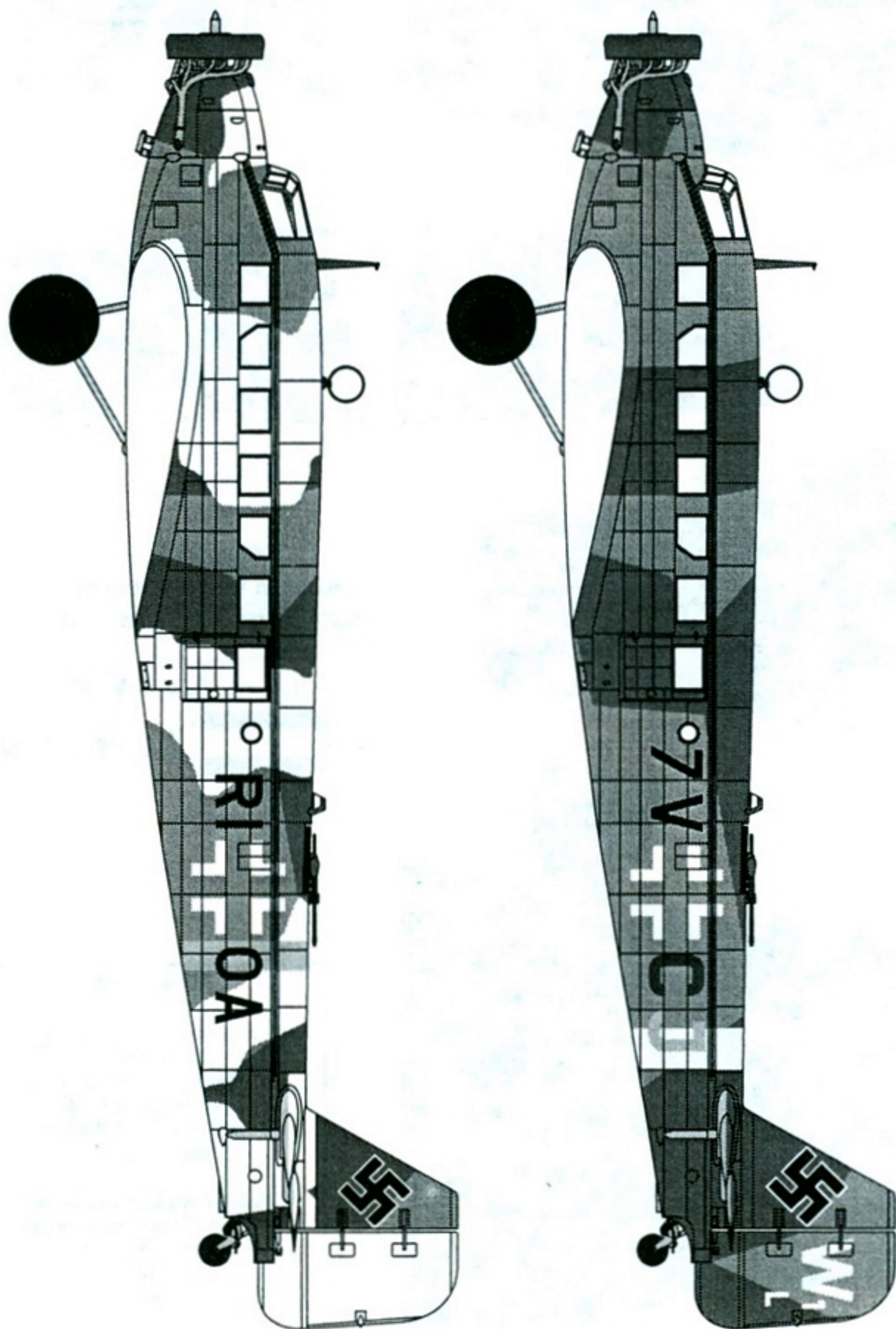


PO BOX 98545 • TACOMA WA 98498-0545 • USA

48-054

1:48  
scale

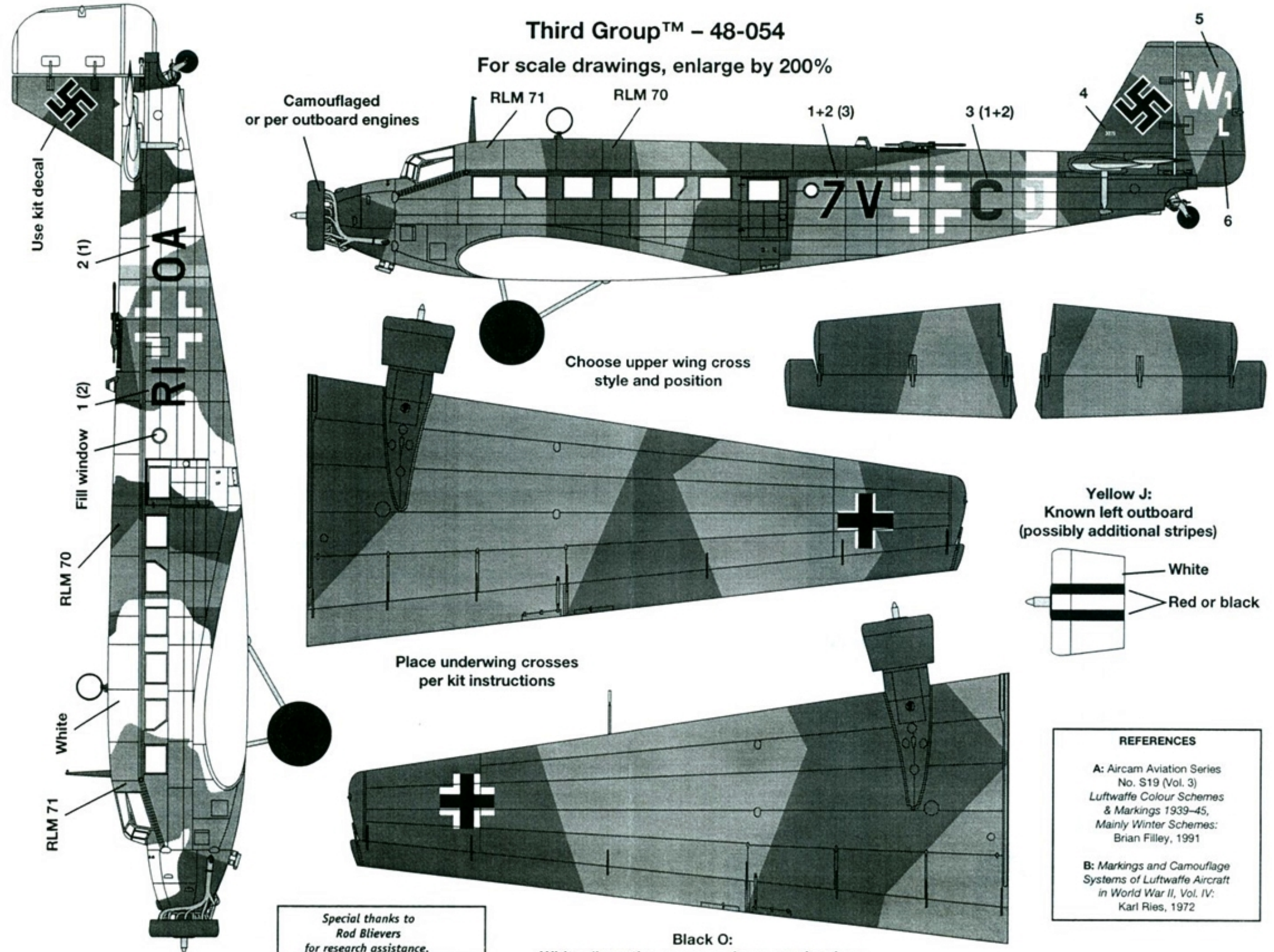
## *Junkers Ju 52/3m #1 KGrzbV Wittstock & Unknown*



# Third Group™ – 48-054

For scale drawings, enlarge by 200%

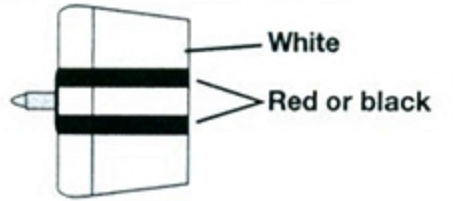
Camouflaged  
or per outboard engines



Choose upper wing cross  
style and position

Place underwing crosses  
per kit instructions

**Yellow J:**  
Known left outboard  
(possibly additional stripes)



Special thanks to  
Rod Blievers  
for research assistance.

**Black O:**  
White disruptive upper surfaces per fuselage

**REFERENCES**

**A:** Aircam Aviation Series  
No. S19 (Vol. 3)  
*Luftwaffe Colour Schemes  
& Markings 1939-45,  
Mainly Winter Schemes:*  
Brian Filley, 1991

**B:** *Markings and Camouflage  
Systems of Luftwaffe Aircraft  
in World War II, Vol. IV:*  
Karl Ries, 1972

## Drawings based on Revell-Monogram Ju 52/3m (85-5944).

---

### NOTES

**Camouflage Colors:** We presume them to be RLM 70/71/65, though Yellow J may have been RLM 72/73/65.

**Upper Wing Crosses:** Not visible in reference photographs. Styles and placement varied. Plan view depiction based on other aircraft.

**Yellow J:** Stab/KGrzbV Wittstock flying over the Mediterranean. White outboard engine cowlings with at least two red or black stripes. Center engine not visible in reference photograph. White fuselage band. Unknown Werknummer on vertical fin (3278 provided). Although we cannot make it out in the reference photograph, White Js have been provided should you desire to apply them outboard of the underwing crosses (reference caption states they were applied). **Reference A** – page 38.

**Black O:** Unknown unit on the Eastern Front. White disruptive camouflage (not whitewash). Yellow fuselage band and probably lower wingtips. Optionally place large Black Os outboard of underwing crosses. **Reference B** – page 89.