


1/35 MILITARY MINIATURE VEHICLE UPGRADE SERIES PEA 378










■ 推荐使用工具 RECOMMENDED TOOLS



British Chieftain MBT Track Cover


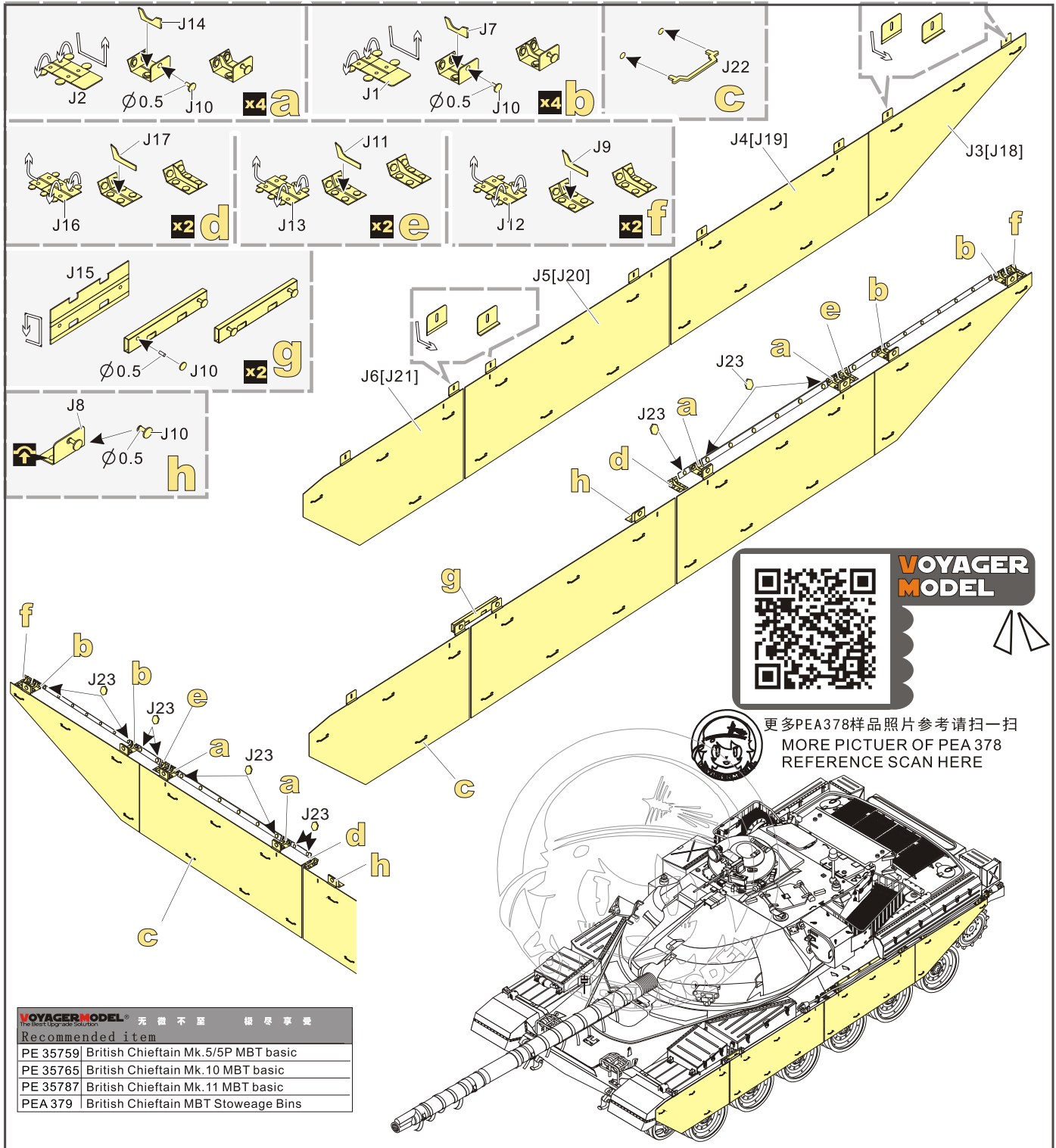
现代英国 酋长主战坦克侧裙

[FOR TAKOM]

- 
安装
install
- 
折叠
bend
- A1**
 改造件零件编号
PE/resin part number
- B12**
 原零件编号
kit part number
- C22**
 被替换的原零件编号
replaced kit part number
- 
 另一侧相同制作
repeat on opposite side
- 
切除
remove
- 
打磨
grind off
- 
弧度卷曲
radial bending
- x2**
 制作若干组
multiple assembly
- 
选择安装
alternative
- 
填补
fill
- 
注意
caution


 用尖端在凹槽处冲压
use penpoint to press on the dent

蚀刻片零件内侧面向上
Put the part upside down
用笔尖在凹槽处刮
Use penpoint to press on the dent

更多PEA378样品照片请参考请扫一扫
MORE PICTUER OF PEA 378
REFERENCE SCAN HERE

VOYAGERMODEL 无微不至 极尽享受
The Best Upgrade Solution

Recommended item

PE 35759	British Chieftain Mk.5/5P MBT basic
PE 35765	British Chieftain Mk.10 MBT basic
PE 35787	British Chieftain Mk.11 MBT basic
PEA 379	British Chieftain MBT Stowage Bins