




*The Flying Circus*

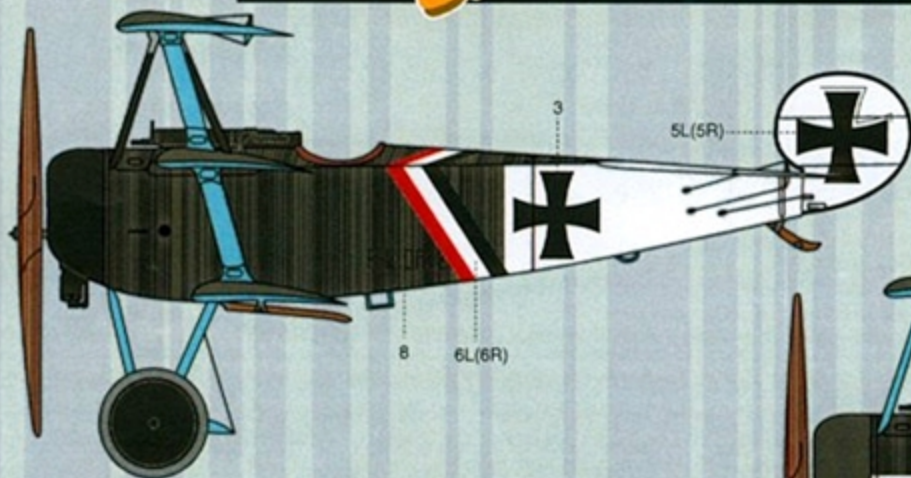
48102

# FOKKER DR.1 ACES 1918

Part I

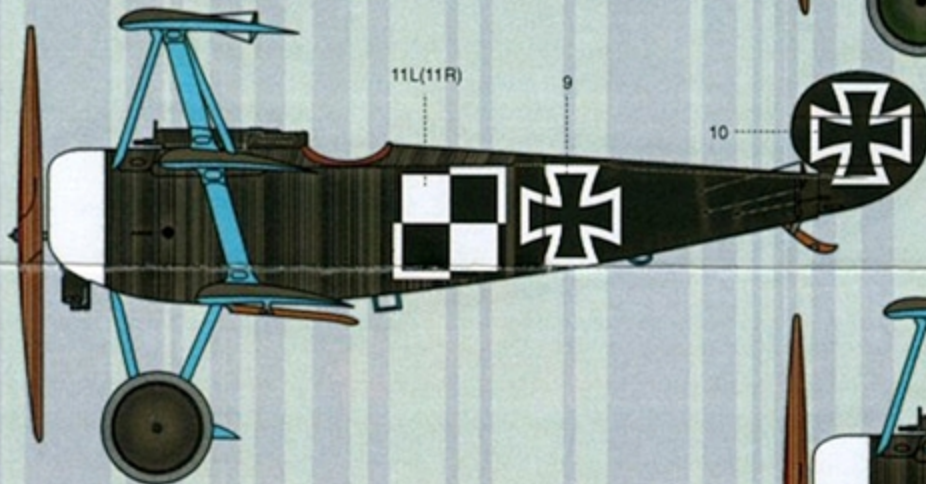
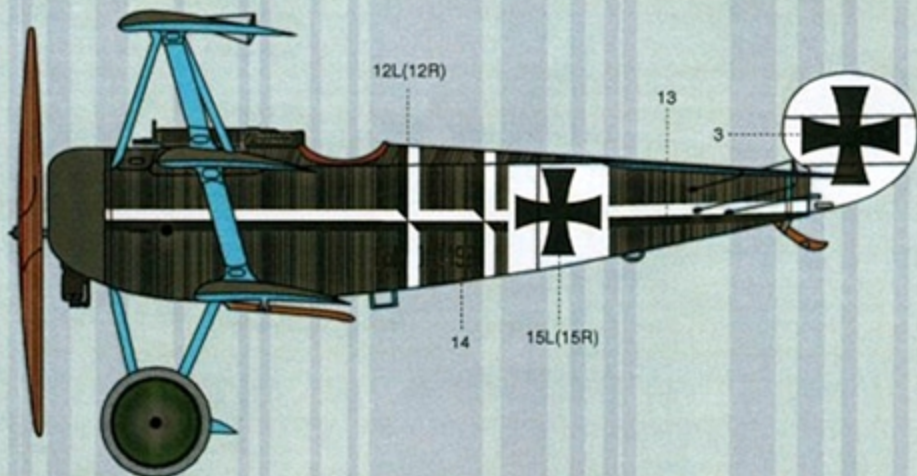


Suggested Kit: Dragon/DML.



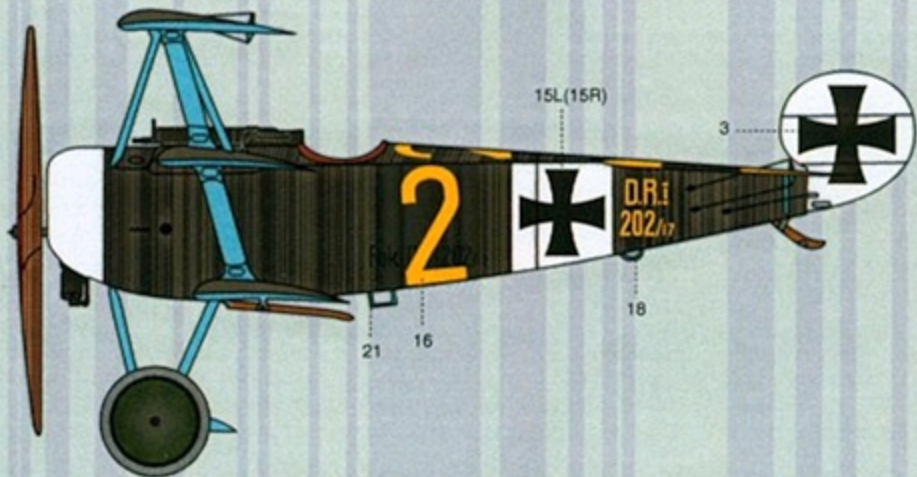
Fokker Dr.1 204/17. Vizfeldwebel Paul Bäumer. Jasta 'Boelcke', Marcke, France, March 1918. Bäumer's aircraft carries the standard Jasta Boelcke black cowling, wheel covers and cabane struts. Note also the black edging on the fin and a partially completed outline to the cross on the starboard side of the fin. On decal 5, part numbers have been accidentally reversed. 5R goes on left side, 5L goes on right side.

Fokker Dr.1 198/17. Leutnant Hans Werner Jasta 14, Boncourt, France, January 1918. Werner added his own personal markings of two vertical black and white stripes to the standard Jasta 14 black & white horizontal stripes along the centre of the fuselage.

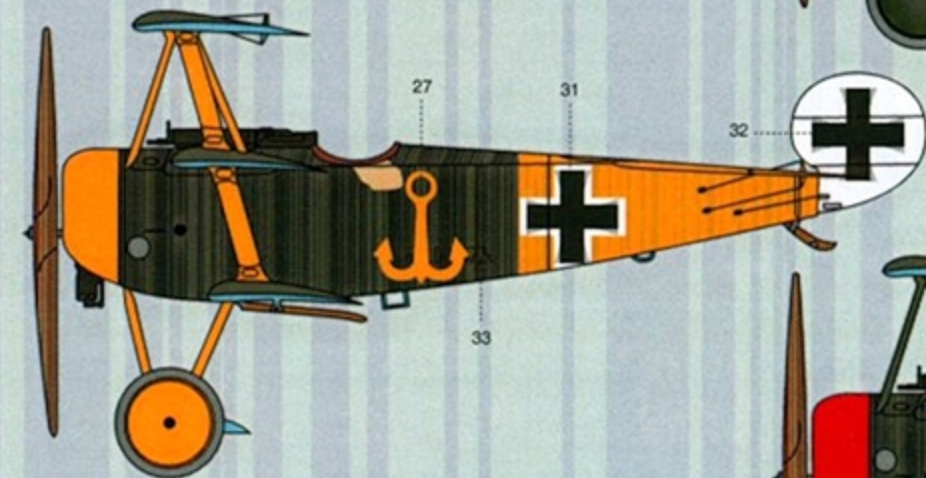


Fokker Dr.1 (serial unknown). Leutnant Hermann Becker, Jasta 12, Toulis, France, March 1918. Becker's aircraft is painted in the standard Jasta 12 colours of white cowling and black tail. Plus, he has added his own personalised marking of a black & white quartered square on the fuselage.

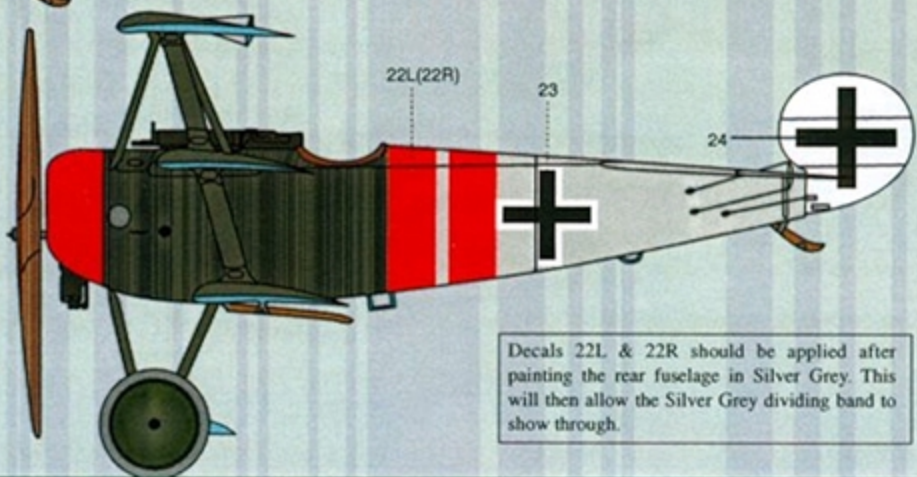
Fokker Dr.1 202/17. Leutnant Walter Göttsch Jasta 19, Cuirieux, France, February 1918. The large numbers on the fuselage sides and top were a means of personal identification within Göttsch's Staffel. The white cowl and yellow/black tail were the Jasta colours. Note the darker staining around the number on the fuselage side.



Fokker Dr.1 577/17. Leutnant Rudolph Klimke Jasta 27, Halluin-Ost, France, May 1918. Jasta 27's unit markings were the Chrome Yellow cowling, struts, wheel covers, rear fuselage and tailplane. To this, Klimke added his own personal anchor insignia on fuselage and tailplane. Note how the lighter yellow doping allows the original Olive staining to show through on the rear fuselage. Also note repaired patch below cockpit.



Fokker Dr.1 521/17. Oberleutnant Robert Greim Jasta 34b, Foucaucourt, France, June 1918. Greim's aircraft carried the Jasta colours of a Silver Grey rear fuselage and tailplane. To this he added his own personalised markings of red cowling and two broad vertical red bands on the fuselage.

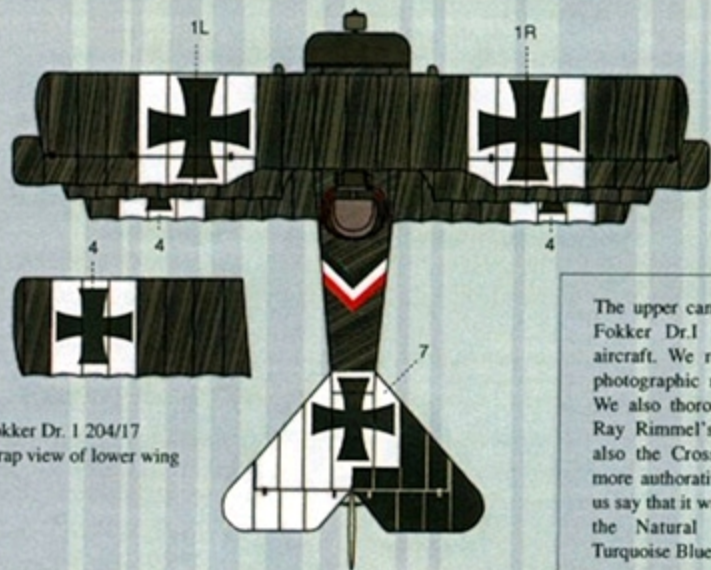


Decals 22L & 22R should be applied after painting the rear fuselage in Silver Grey. This will then allow the Silver Grey dividing band to show through.

# FOKKER DR.1 ACES 1918

Fokker Dr. 1 204/17

Upper plan view. Underside of tail plane painted as its top surface.



Fokker Dr. 1 204/17  
scrap view of lower wing



Fokker Dr. 1 198/17

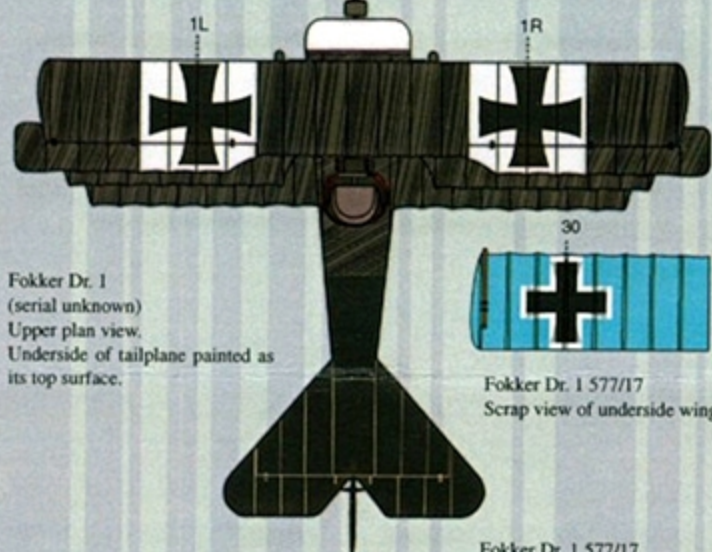
Upper plan view



Fokker Dr. 1 204/17  
scrap view of cowling



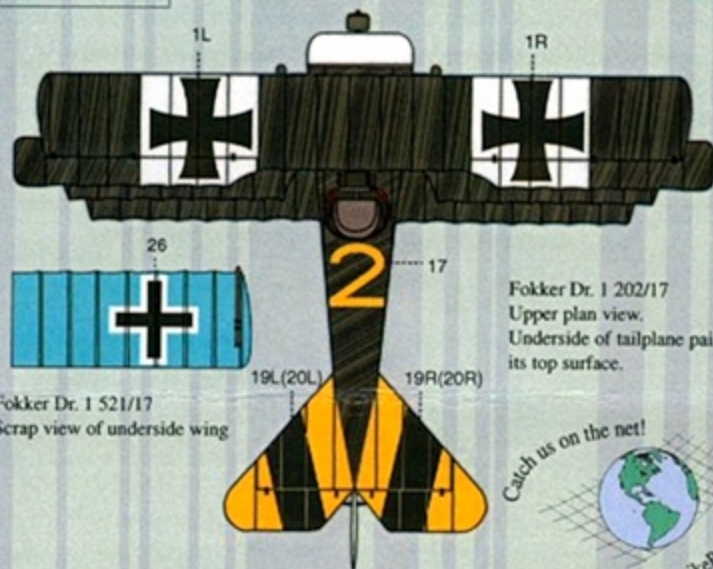
The upper camouflage scheme used on the Fokker Dr.1 is quite unique to Fokker aircraft. We recommend that you consult photographic reference wherever possible. We also thoroughly recommend consulting Ray Rimmel's Windsock publications and also the Cross and Cockade Journals for more authoritative views on this subject. Let us say that it was streaks of Olive Green over the Natural Fabric covering or over Turquoise Blue.



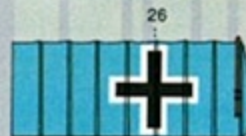
Fokker Dr. 1  
(serial unknown)  
Upper plan view.  
Underside of tailplane painted as its top surface.



Fokker Dr. 1 577/17  
Scrap view of underside wing

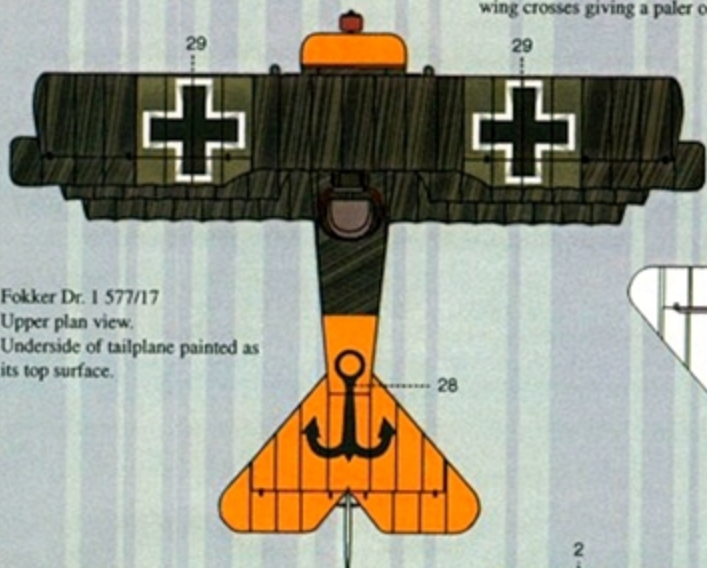


Fokker Dr. 1 521/17  
Scrap view of underside wing

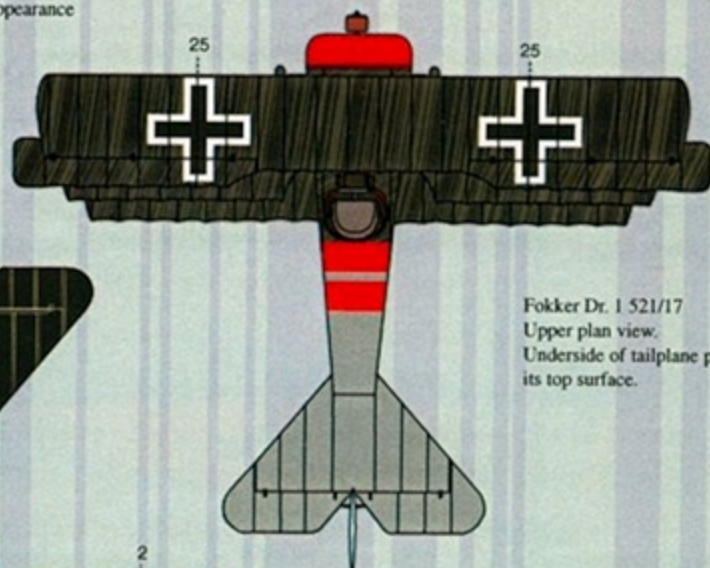


Fokker Dr. 1 202/17  
Upper plan view.  
Underside of tailplane painted as its top surface.

Fokker Dr. 1 577/17  
Note overpainting of earlier white background to the wing crosses giving a paler olive drab appearance

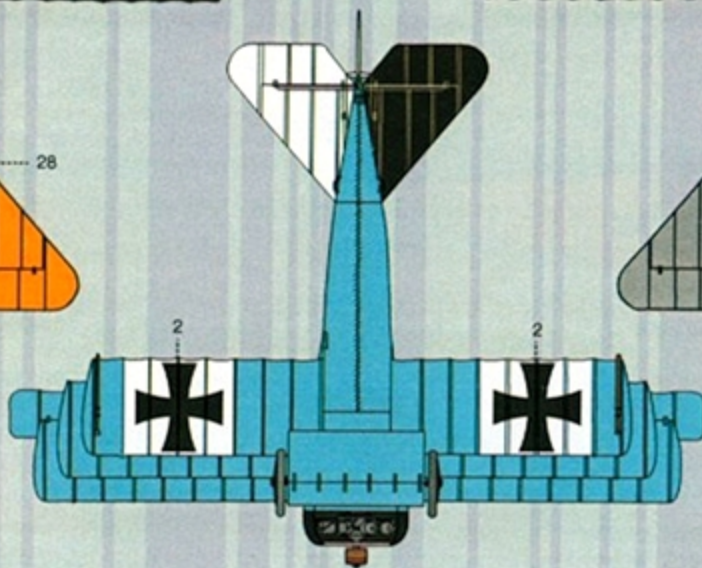


Fokker Dr. 1 577/17  
Upper plan view.  
Underside of tailplane painted as its top surface.



Fokker Dr. 1 521/17  
Upper plan view.  
Underside of tailplane painted as its top surface.

Fokker Dr. 1 204/17  
Underside plan view. This shows the standard scheme for other aircraft on this sheet, apart from personalised or Staffel tailplane colours.



## References:

- Fokker Dr I Aces of World War I, Osprey Aircraft of the Aces 40, Norman Franks & Greg VanWyngarden, Osprey Aviation
- Fokker Dr.1, Windsock Datafile Special, Ray Rimmel, Albatros Productions Ltd.
- Fokker Dr.1, Windsock Datafile No.5, Ray Rimmel, Albatros Productions Ltd.
- The Fokker Triplane, Alex Imrie, Arms & Armour Press
- Cross & Cockade Journals (various)

## Recommended Kit

- Dragon/DML.

