

## Hawker Sea Fury Collection



For the best results these decals should be applied to a gloss surface such as provided by either Xtracolor or Xtracrylix paints. Cut out the decal required and soak in warm water until the decal is released from the backing paper. Wet the area to be decaled with MICRO SET which will help to eliminate air trapped under the decal and position the decal.

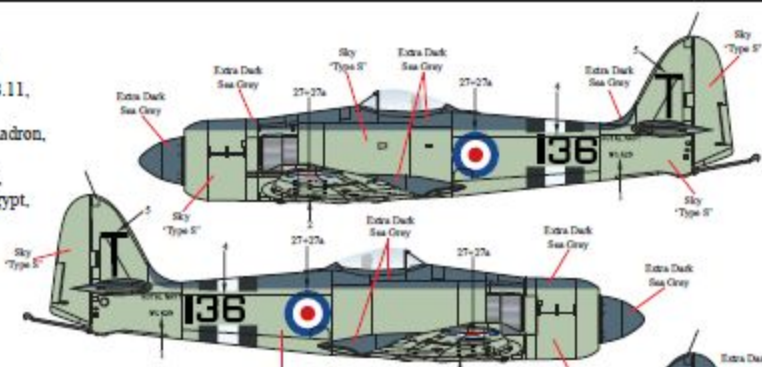
After 5 or 10 minutes wet the decal with MICRO SOL which will soften the decal and ensure that it settles down over any surface detail. Allow the decal to dry for at least 12 hours. During this time some wrinkling of the decal may occur, this is normal. Do not touch the decal at this time.

Carefully check for small air bubbles and if there are any prick with a needle and apply a drop of MICRO SOL. After all air bubbles have been eliminated and the decals are dry wash the entire model with water to remove any excess decal adhesive.

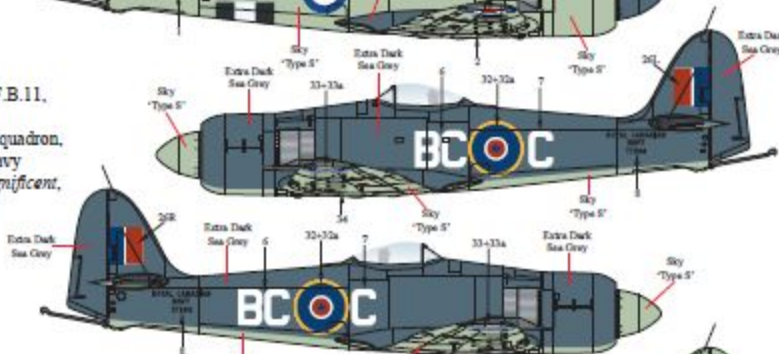
When completely dry the whole model should be sprayed with a coat of Xtracolor or Xtracrylix Flat, Satin or Gloss varnish depending on the finish required.

Store in a cool dry place, avoid sunlight, dampness or extremes of temperature and/or humidity.


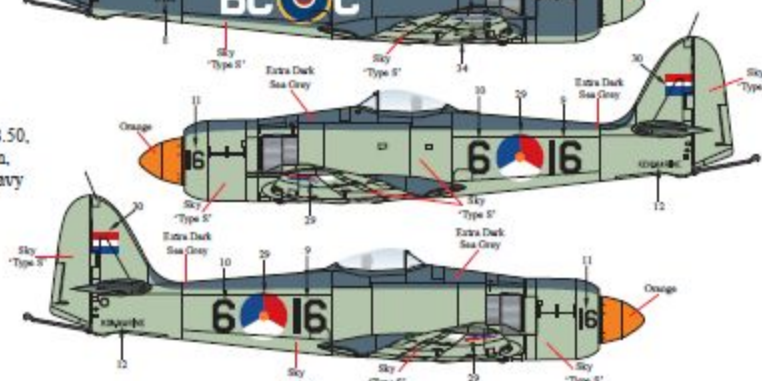
Hawker Sea Fury F.B.11,  
 WG629, '136T'  
 of 807 Naval Air Squadron,  
 Royal Navy  
 aboard *HMS Theseus*,  
 seen at Abu Sueir, Egypt,  
 June, 1952.



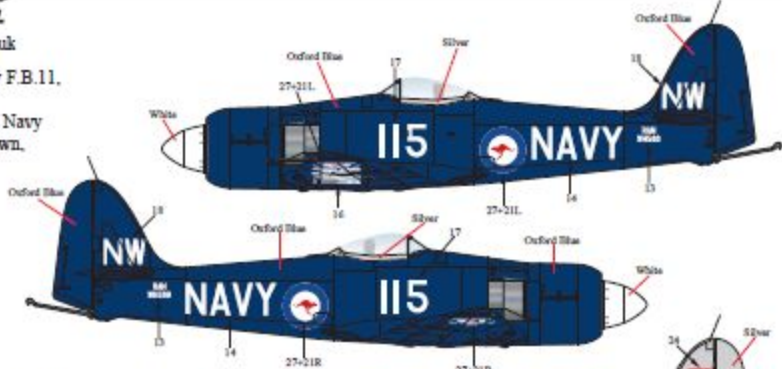
Hawker Sea Fury F.B.11,  
 TF994, 'BC.C'  
 of 803 Naval Air Squadron,  
 Royal Canadian Navy  
 aboard *HMCS Magnificent*,  
 16 August, 1948.



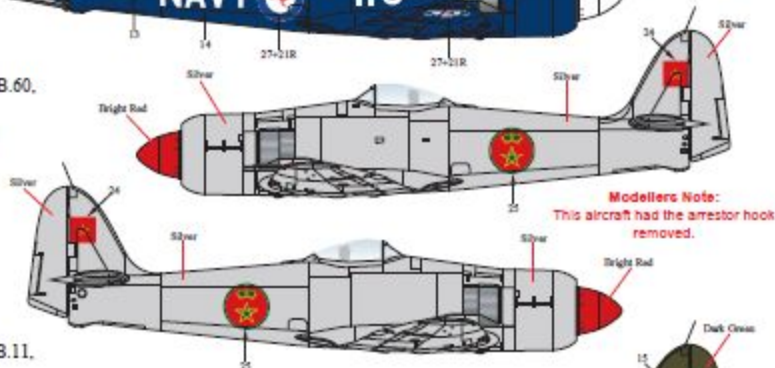
Hawker Sea Fury F.B.50,  
 6.16, of 860 Squadron,  
 Royal Netherlands Navy  
 1951.



Hawker Sea Fury F.B.11,  
 115/NW, of  
 Royal Australian Navy  
 based at Bankstown,  
 1968.



Hawker Sea Fury F.B.60,  
 serial unknown of  
 Moroccan Air Force  
 based at Rabat-Sale,  
 Morocco,  
 October, 1978.

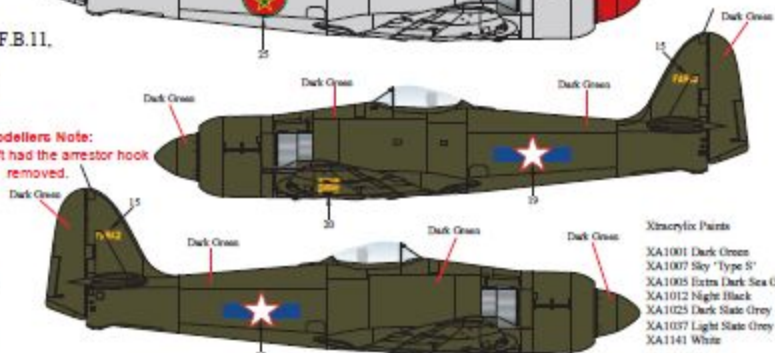


**Modellers Note:**  
 This aircraft had the armorer hook  
 removed.

Hawker Sea Fury F.B.11,  
 "FAR42" of  
 Cuban Air Force  
 based in Cuba,  
 1969.

**Modellers Note:**

This aircraft had the armorer hook  
 removed.



**Xtencolor Paints**

- X001 Dark Green
- X007 Sky 'Type S'
- X005 Extra Dark Sea Grey
- X012 Night Black
- X023 Oxford Blue
- X025 Dark Slate Grey
- X037 Light Slate Grey
- X141 White
- X501 Silver

**Xtencrylix Paints**

- XA1001 Dark Green
- XA1007 Sky 'Type S'
- XA1005 Extra Dark Sea Grey
- XA1012 Night Black
- XA1025 Dark Slate Grey
- XA1037 Light Slate Grey
- XA1141 White

**Paints:** The colours used on these aircraft can be found in the Xtencolor (prefix number with X) and Xtencrylix (prefix number with XA1) range of paints.

Hawker Sea Fury F.B.11,  
 115/NW.

Hawker Sea Fury F.B.60,  
 serial unknown.

Hawker Sea Fury F.B.11,  
 "FAR42".

