

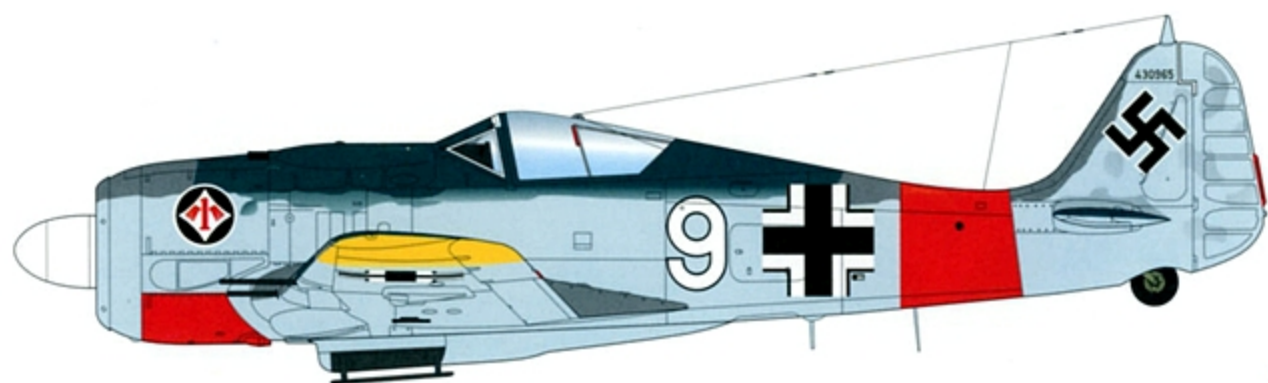
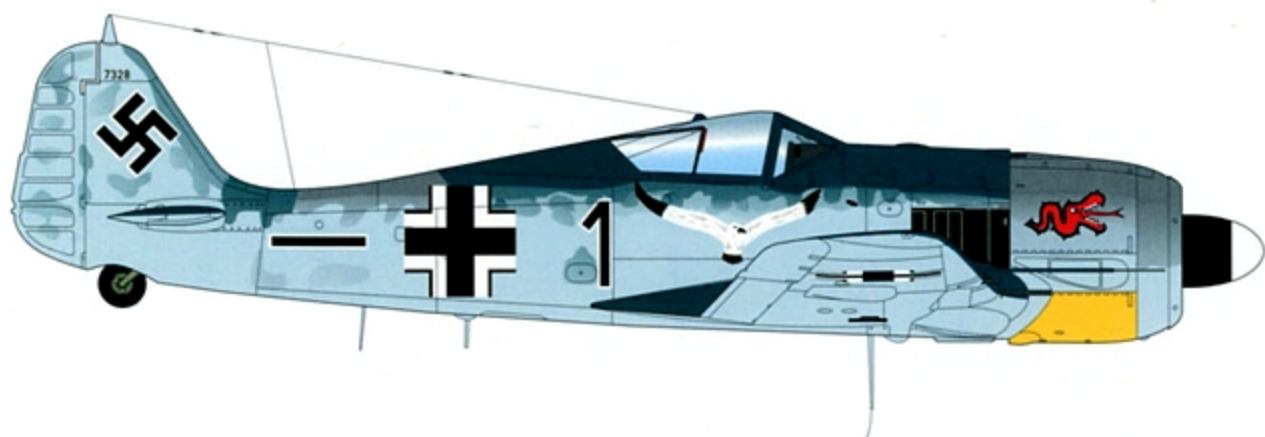

EagleCals  
EC#5

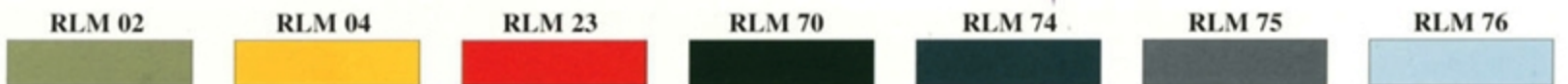
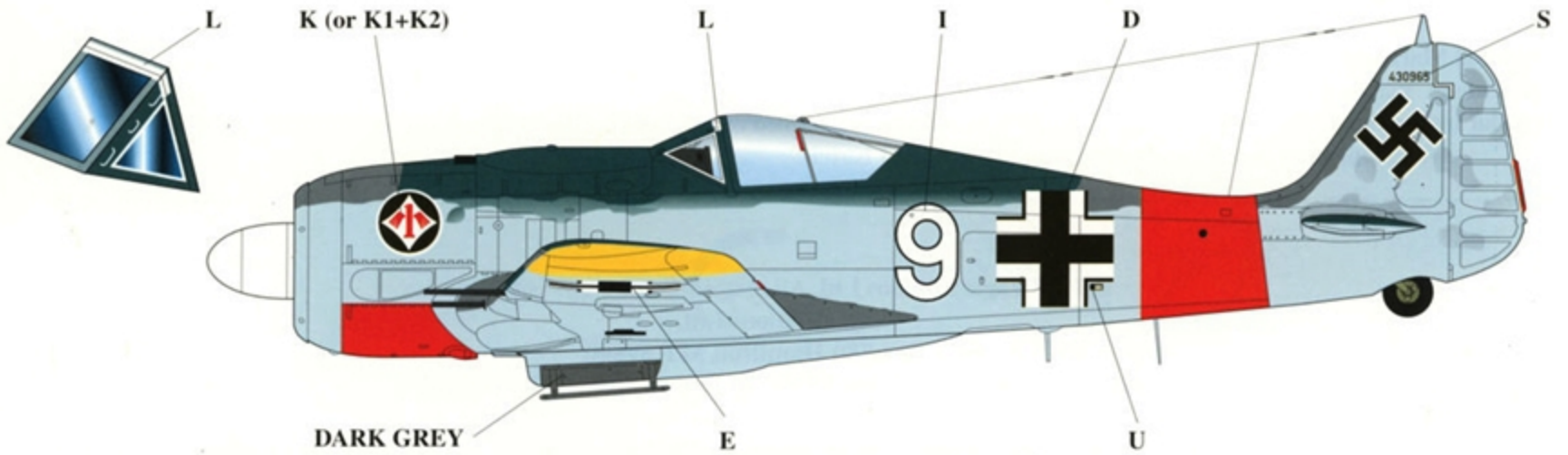
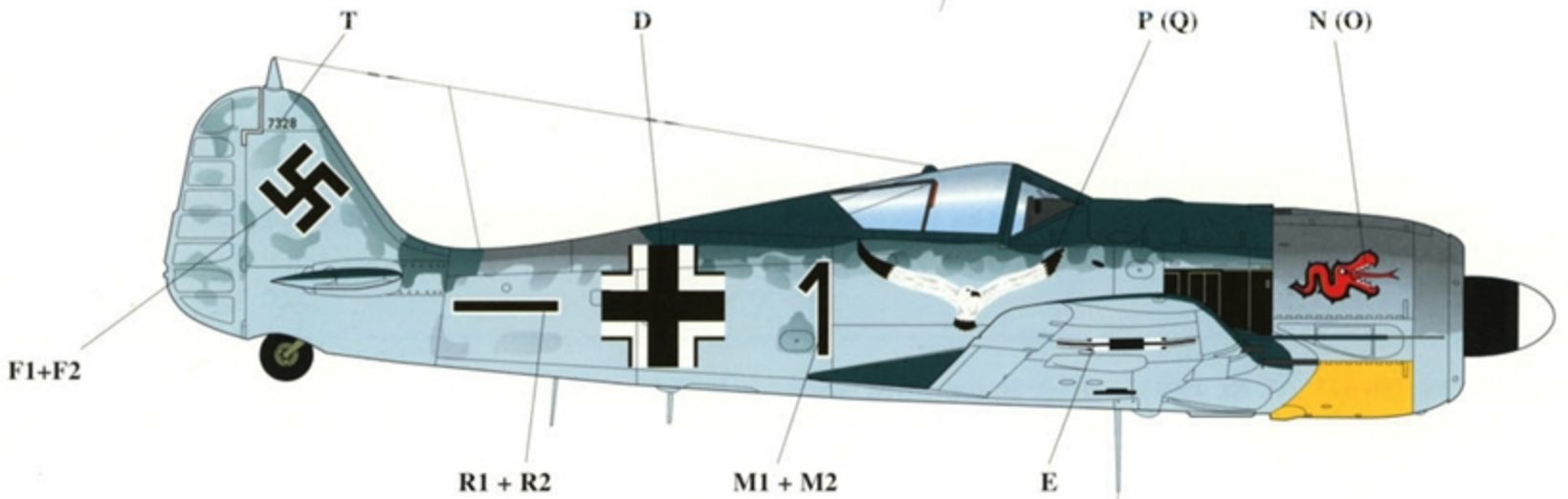
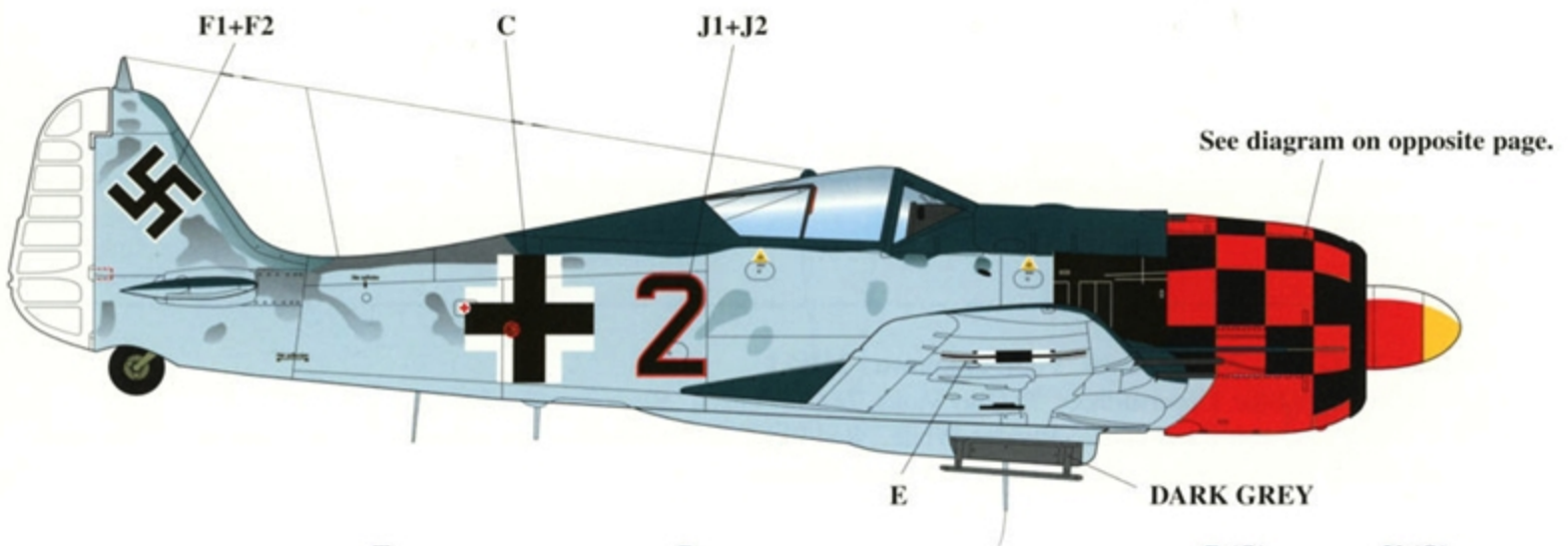
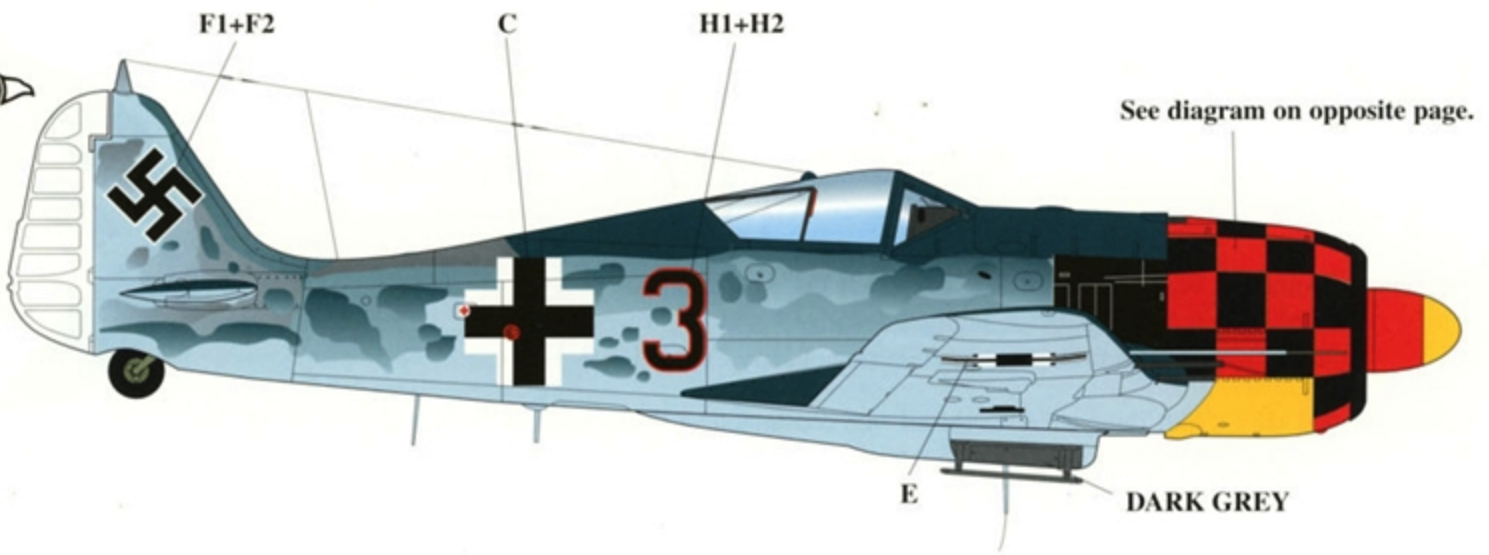
1/72

1/48

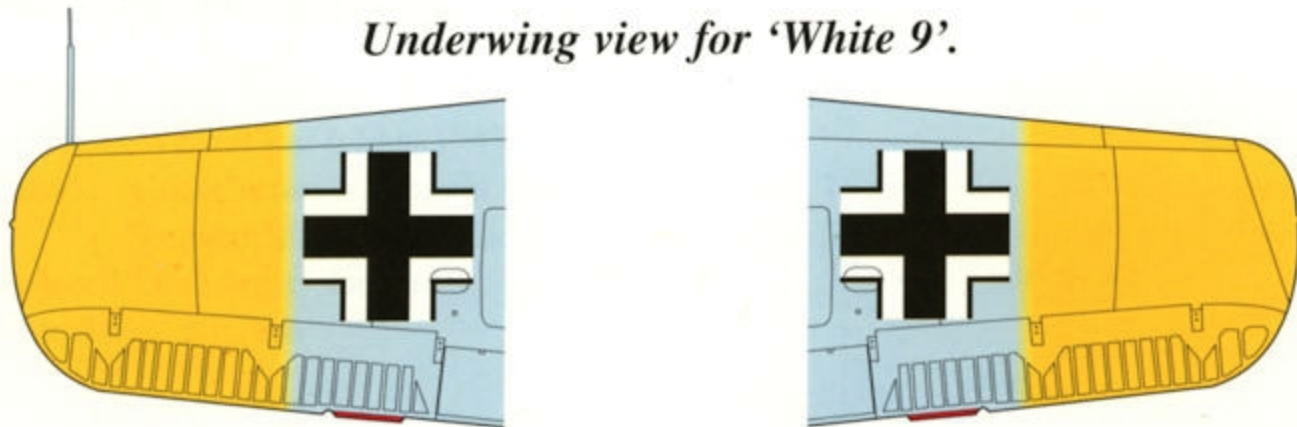
# Fw 190s of JG 1

eagle  
EDITIONS LTD.






*Underwing view for 'White 9'.*

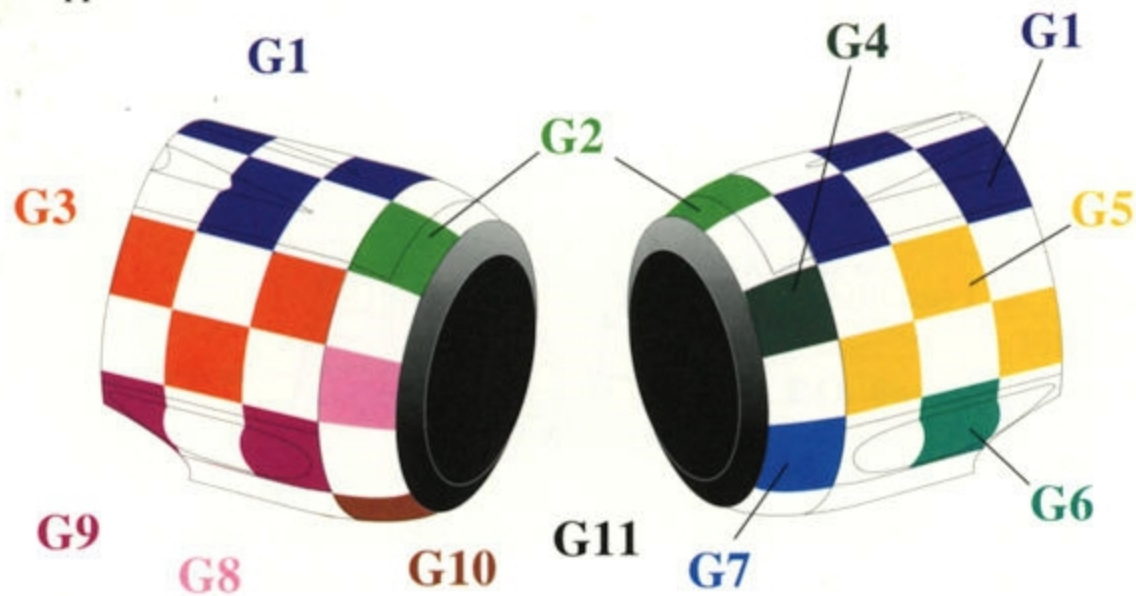


*Standard uppersurface pattern.*

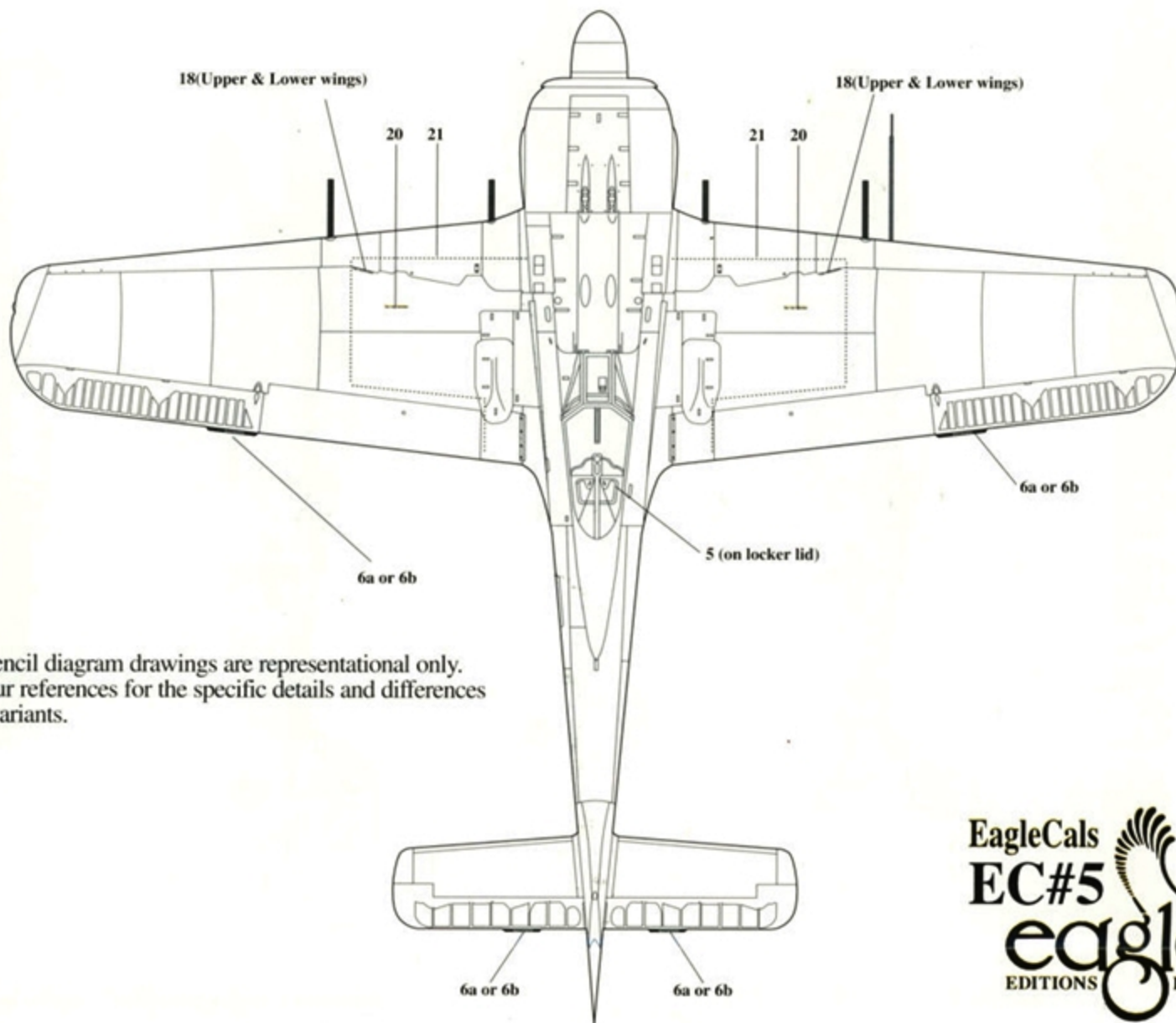


*Cowl check application diagram for Black 2 & Black 3.  
Apply checks in numerical order.*

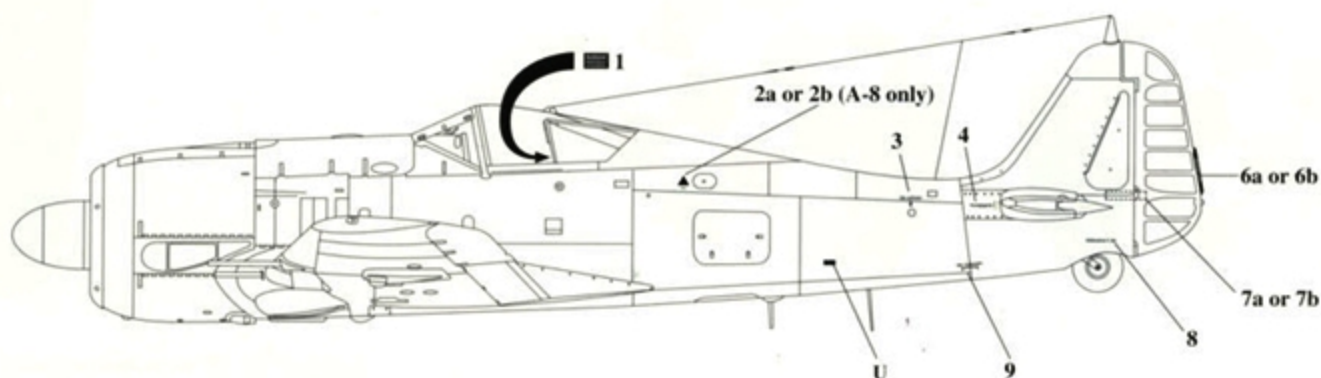
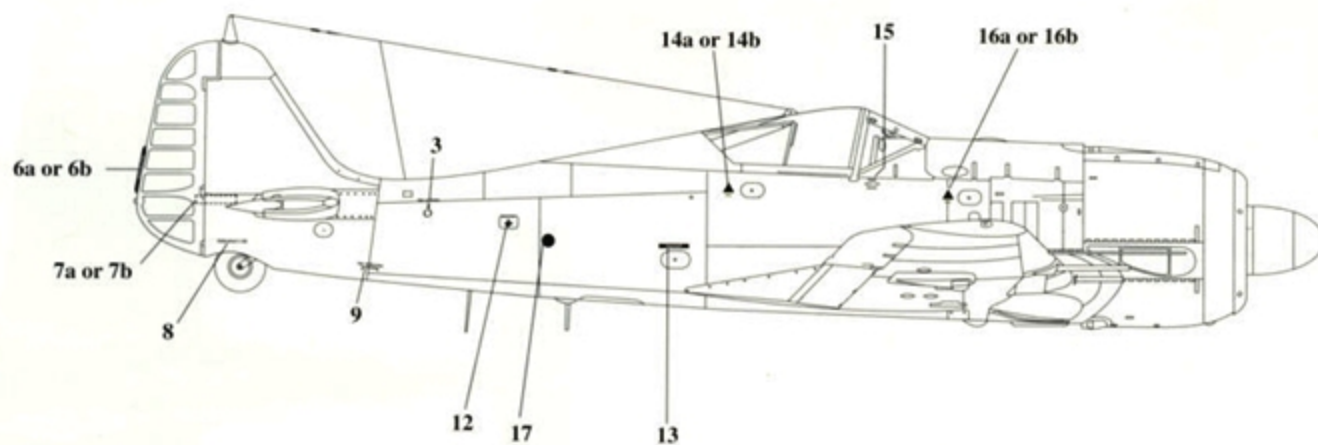
- Note: The gun trough gaps on decal G1 must be painted black.
- Note: The forward check on decal G9 has a space cut out to aid in application. Once applied, either paint the center black or use some of the extra black decal film supplied.



A (may be 'B' on some aircraft)



NOTE: Stencil diagram drawings are representational only. Check your references for the specific details and differences between variants.



# EagleCals #5

# Fw 190 A's JG 1 "Oesau"



---

**Reference:** Mombeek, Eric 1992 **Defending the Reich** JAC Publications.  
Prien, Jochen; Rodeike, Peter, **Jagdgeschwader 1 and 11** Struve-Druck  
Plus original photos from personal collection of Jerry Crandall.

**Recommended kits:** 1/48th Tamiya F-8 combined with conversion kit available from Cutting Edge (CEC48078).  
1/72nd Hasegawa A-6 *Nachtjäger*

---

**"Black 3" Fw 190 A-6 2/JG 1 W. Nr. unknown Pilot: Thought to be Knight's Cross holder Lt. Anton-Rudolf Piffer 2/JG 1**  
Piffer was one of the Jagdwaffe's bomber Experten with 19 bombers shot down and 26 total victories. He was shot down and killed by U.S. fighters 17 June 1944.

**Colors:** Undersurfaces, 76 Light Blue. Uppersurfaces, 75 Gray Violet, 74 Gray Green, Mottled 74/75. Black 3 outlined in Red.  
Spinner: Yellow/Red. Rudder: White. Red/Black checkered cowl; red appears to be slightly faded. (The checks supplied are scaled to Tamiya F-8 kit 48th and Hasegawa 72nd. Alternate checks are included to fit other available kits.) Undercowling appears to be Yellow.

**National Markings:** standard

**Stencilling:** standard

---

**"Black 2" Fw 190 A-6 2/JG 1 W. Nr. unknown Pilot: unknown 2/JG 1**

**Colors:** Undersurfaces, 76 Light Blue. Uppersurfaces, 75 Gray Violet, 74 Gray Green. Black 2 outlined in Red.

Spinner: half White, other half Red/Yellow. Rudder: White. Red/Black checkered cowl; red appears to be slightly faded. (The checks supplied are scaled to Tamiya F-8 kit 48th and Hasegawa 72nd. Alternate checks are included to fit other available kits.)

**National Markings:** standard

**Stencilling:** standard

---

**"Black 1" Fw 190 A-5 W. Nr. 7328 Pilot: Hptm. Dietrich Wickop 5/JG 1 Staffelkapitän Date: May 1943**

Hptm. Wickop lost 6 May 1943 by 50-60 P-47's.

**Colors:** Undersurfaces, 76 Light Blue. Uppersurfaces, 75 Gray Violet, 74 Gray Green.

Spinner: Black or 70 Black Green with White tip. Note interesting Eagle under cockpit, both sides. Undercowling Yellow.

**National Markings:** standard

**Stencilling:** standard

---

**"White 9" Fw 190 A-7 W. Nr. 430965 Pilot: Hptm. Alfred Grislawski Staffelkapitän 1/JG 1**

Grislawski is holder of the Knight's Cross with Oak Leaves. He first served with JG 52, JG 50, JG 1, and later JG 53. He flew 800 missions and achieved 133 victories including 18 bombers.

Flash suppressors on MG 131's upper cowl. Outboard pitot tube like A-8. Armored quarter panel on windshield.

**Colors:** Undersurfaces, 76 Light Blue. Uppersurfaces, 75 Gray Violet, 74 Gray Green.

Spinner: White. RVD band: Red. Red undercowl. Yellow underwing tips.

**National Markings:** standard

**Stencilling:** standard

**Special Instructions:** Use copper tubing or plastic rods with the ends drilled out to make the flash suppressors for the upper cowl MG 131's.

Overall diameter should be slightly larger than MG 131 barrels.

---

© 1997 Eagle Editions Ltd. All images/photos copyrighted by  
Eagle Editions Ltd.

P.O. Box 580 Hamilton MT 59840

1-800-255-1830 orders (406) 375-9270 Fax or (406) 363-5415 office

No copies may be reproduced without written consent from publisher Eagle Editions Ltd., and Artist Jerry Crandall  
The color schemes depicted are the artist's interpretations of the available photographic references only. The final decision resides with the modeller