

VERY IMPORTANT:

You must follow the painting instruction for the Brazilian insignias on verso before apply decals 62 and 67.

Printed in U.S.A.


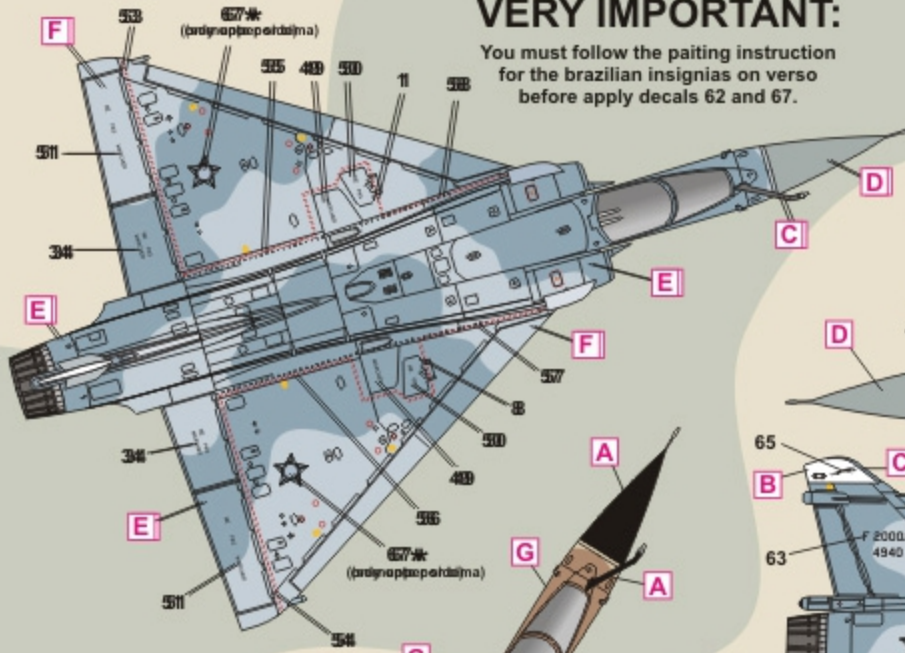
fcm

72 38

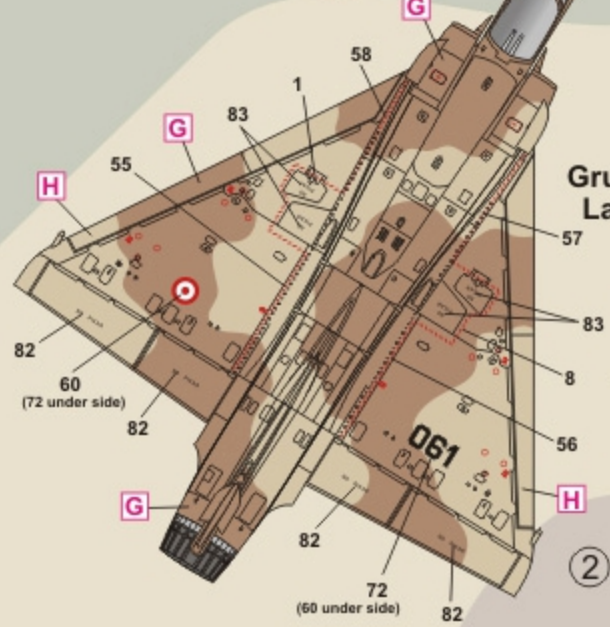
Mirage 2000

<http://www.fcm.eti.br>

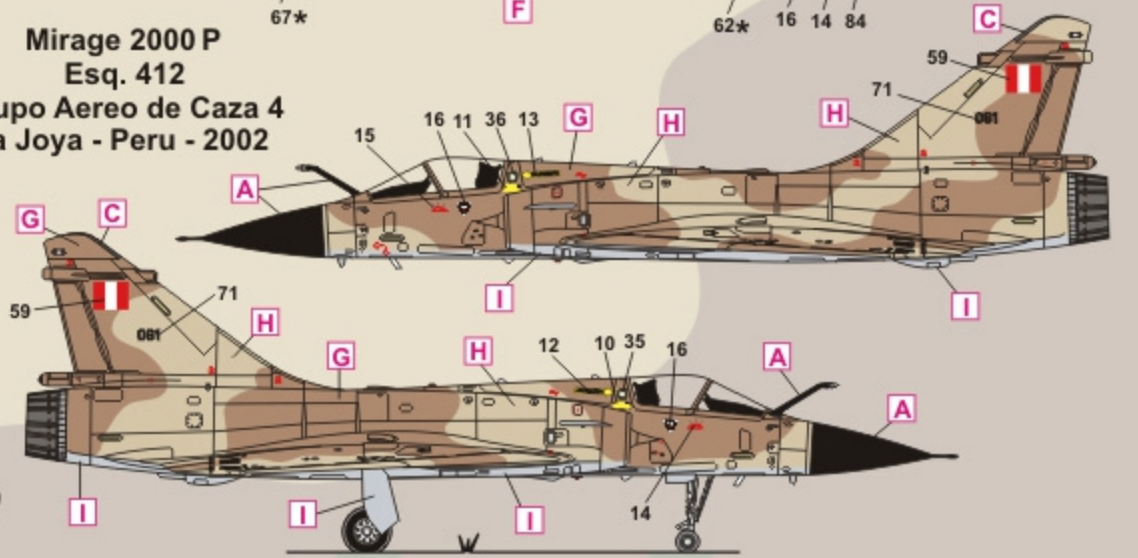
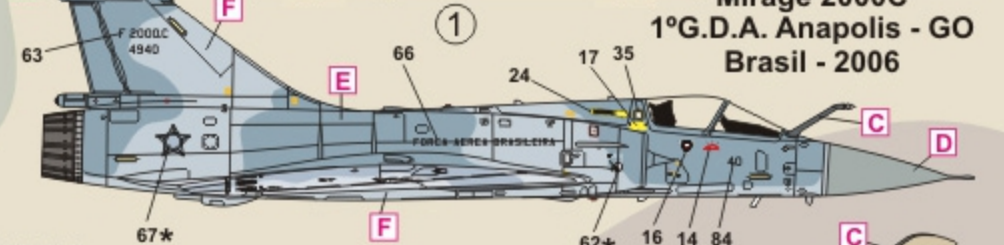
Artwork: Felipe C. Miranda



Mirage 2000C
1ºG.D.A. Anapolis - GO
Brasil - 2006



Mirage 2000 P
Esq. 412
Grupo Aereo de Caza 4
La Joya - Peru - 2002



fcmm

72-038

Copyright © 2009 FCM Decals - All rights reserved

A	Preto	BLACK	27038
B	Branco	WHITE	27875
C	Cinza Escuro	DARK GRAY	36076
D	Cinza Medio	MEDIUM GRAY	36173
E	Azul Cinzento	BLUE GRAY	35190
F	Cinza Azulado	LIGHT BLUE GRAY	35526
G	Marrom Pardo	FIELD DRAB	30118
H	Areia	ARMOUR SAND	30277
I	Cinza Fantasma	LT. GHOST GRAY	36375


Use the masks A and C to paint FS 35190

Use the masks B and D to paint FS 35450

Suggested kits:

Mirage 2000C.....Revell (kit 04366)

Mirage 2000B.....Heller (kit 80322)



C

D

B

A

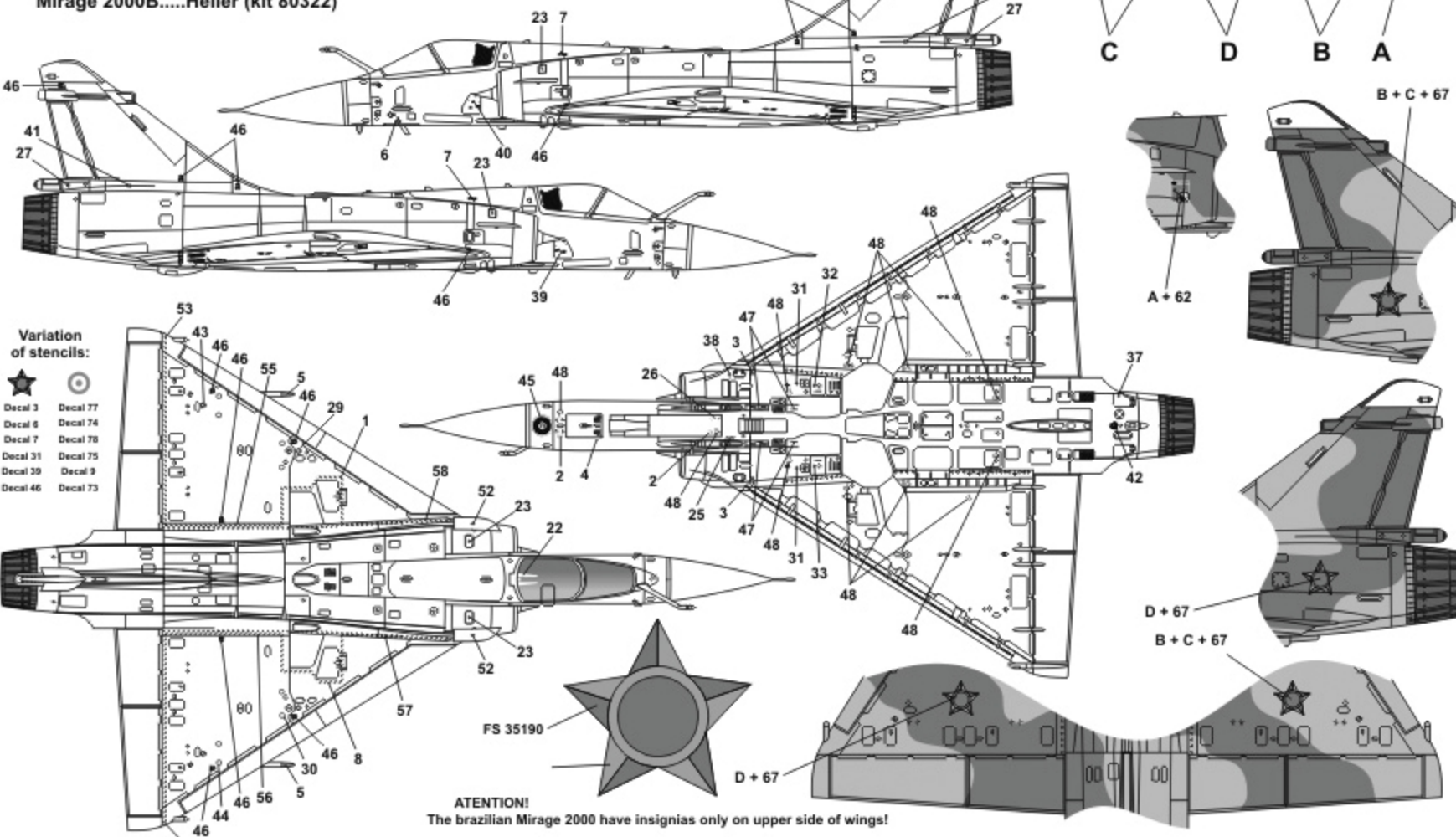
B + C + 67

A + 62

D + 67

B + C + 67

D + 67



Variation of stencils:



- Decal 3 Decal 77
- Decal 6 Decal 74
- Decal 7 Decal 78
- Decal 31 Decal 75
- Decal 39 Decal 9
- Decal 46 Decal 73

FS 35190

ATENÇÃO!

The brazilian Mirage 2000 have insignias only on upper side of wings!