





CF-18 STANDARD OPERATIONAL MARKINGS

**Leading
Edge** MODELS

www.lemdecal.com



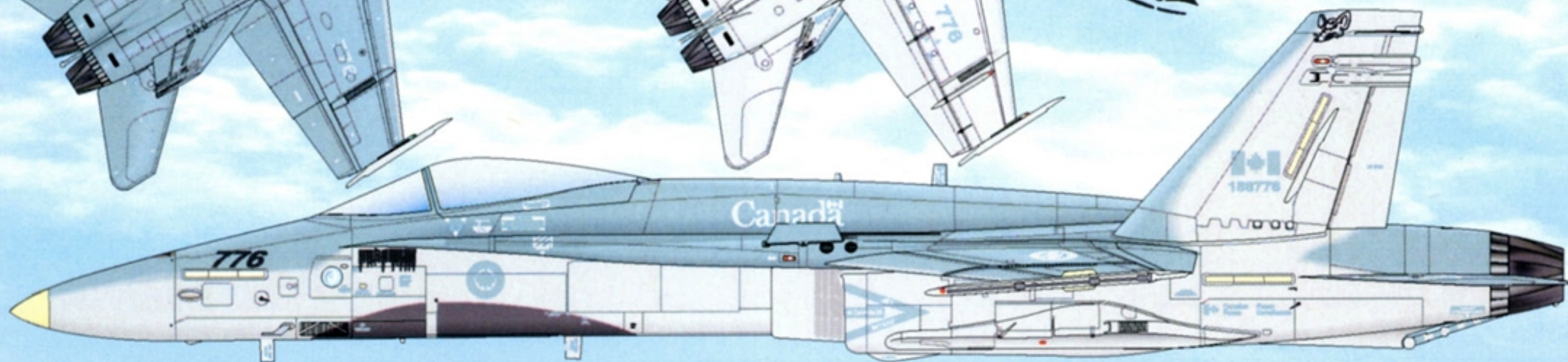

LIGHT GRAY
FS #36375



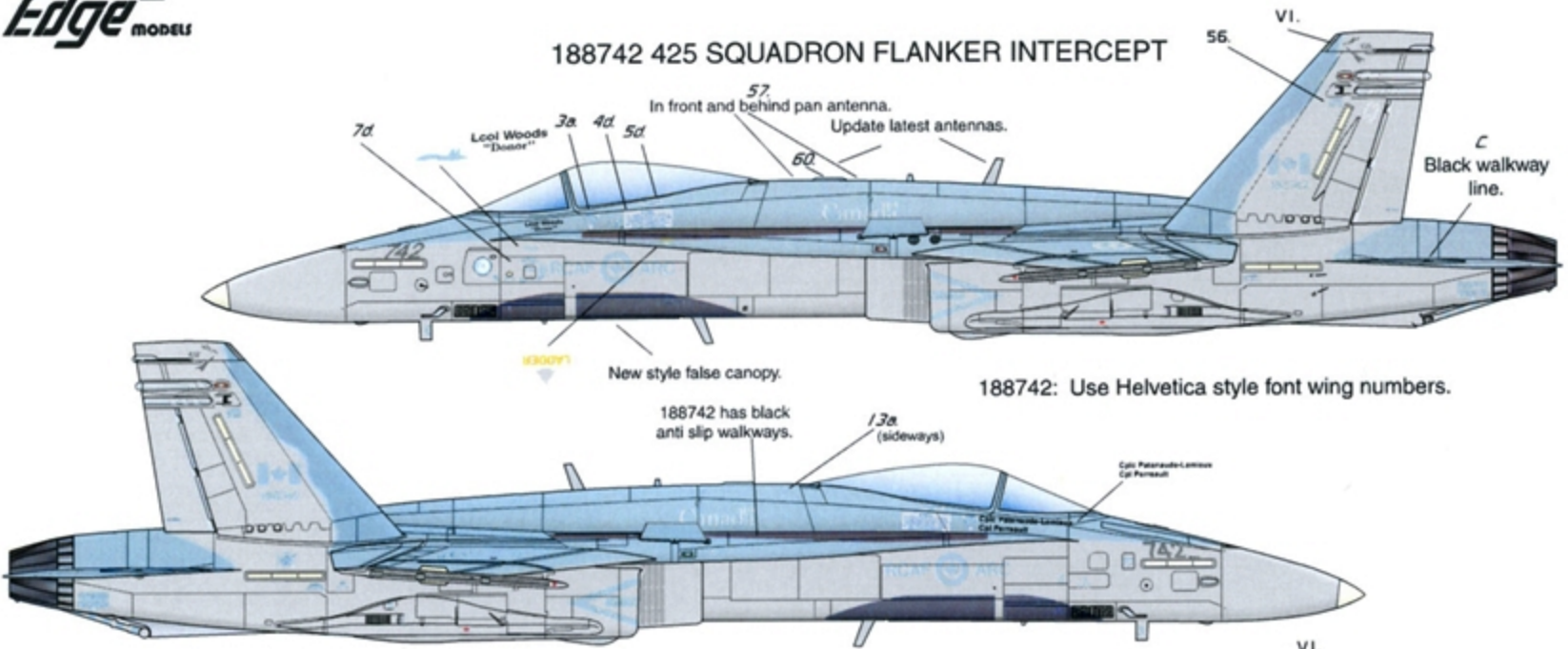
MEDIUM GRAY
FS #35237



RADOME TAN
FS #11140



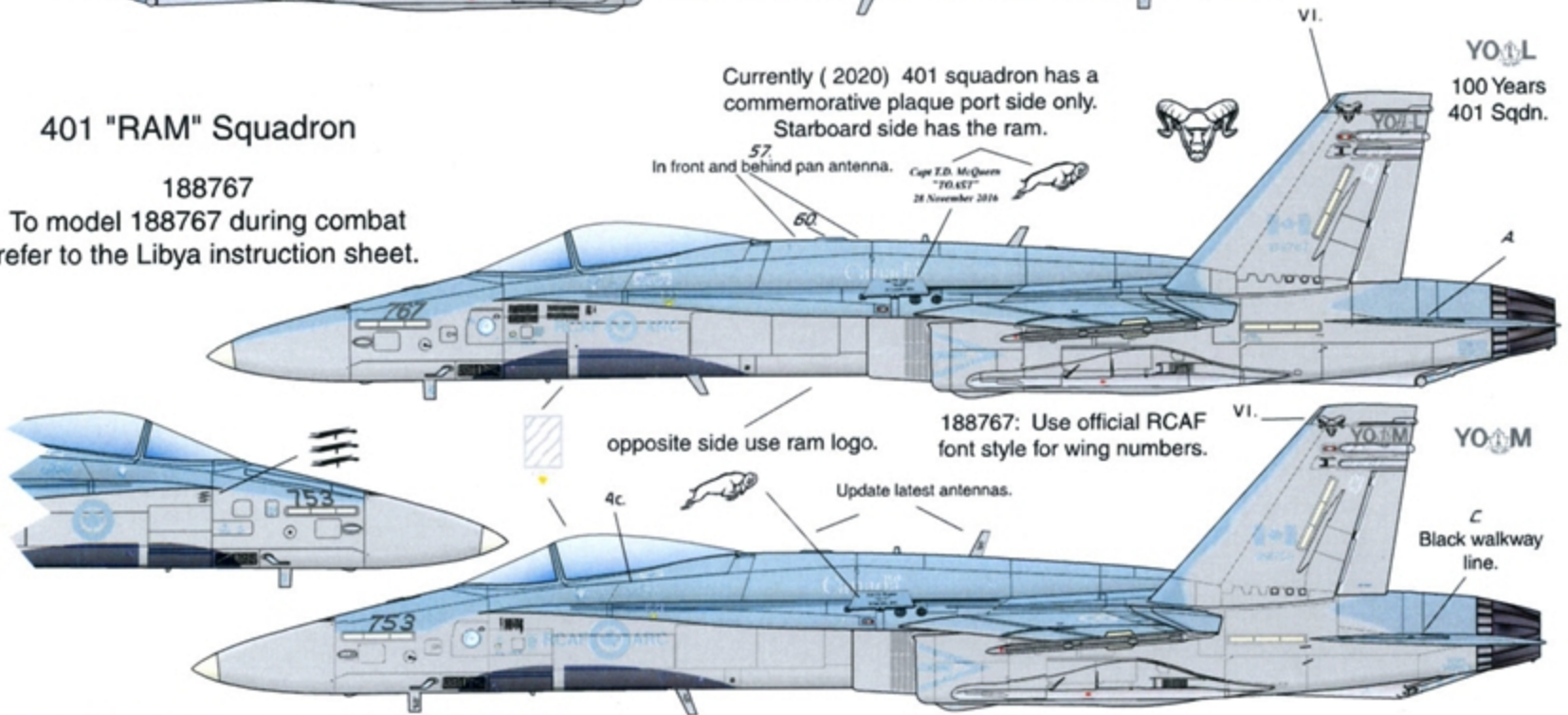
188742 425 SQUADRON FLANKER INTERCEPT



401 "RAM" Squadron

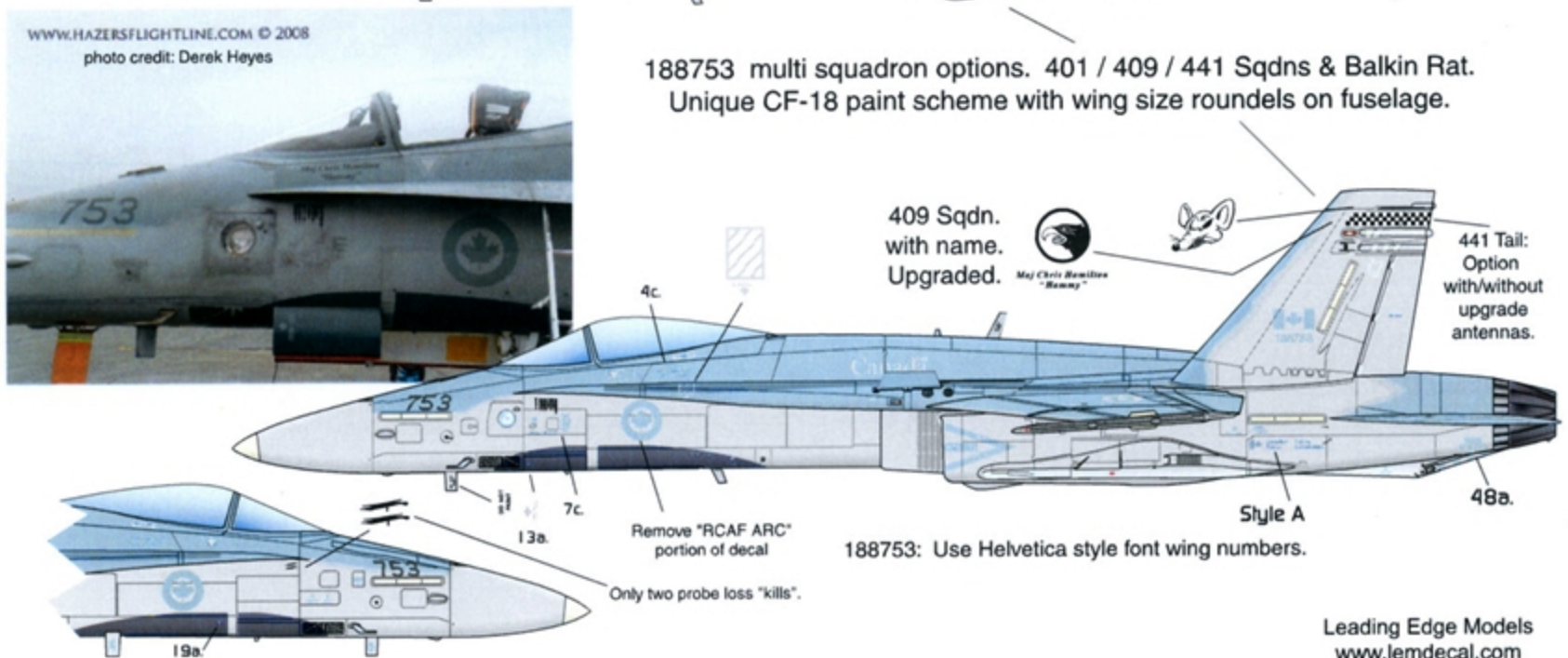
188767
To model 188767 during combat refer to the Libya instruction sheet.

Currently (2020) 401 squadron has a commemorative plaque port side only. Starboard side has the ram.



WWW.HAZERSFLIGHTLINE.COM © 2008
photo credit: Derek Heyes

188753 multi squadron options. 401 / 409 / 441 Sqdns & Balkin Rat. Unique CF-18 paint scheme with wing size roundels on fuselage.

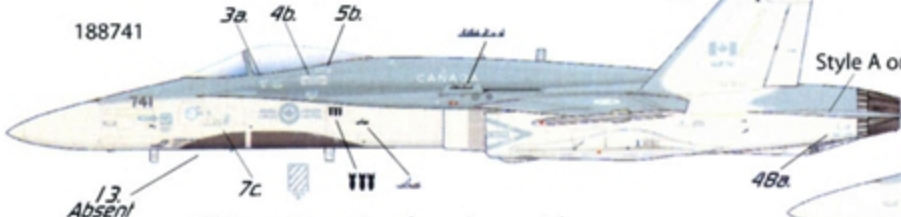


188753: Use Helvetica style font wing numbers.

Desert Storm CF-18s 1991

Most squadron logos were removed for operations but a few were left on. Originally 416 and 439 aircraft but also aircraft from 421 and 441 were used.

188741 was from 421 squadron in 1990 but logo removed for Desert Storm.



All Desert Storm Aircraft used same styles for 3a, 4b, 5b, 7c, 44b, 48a. unless noted.



Black only 441 checkers late 1991.



All Desert Storm aircraft used RCAF Font numbers and Style A. "NO STEP".



Note: 188798 was one of only a few aircraft in theatre with the new style "Canada" markings. Contrary to sideview art published photos available only show the boat kill marking. 416 tail and lex fence logo applied after Desert Storm.

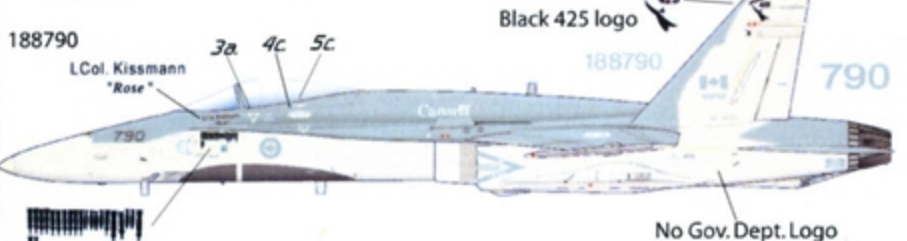


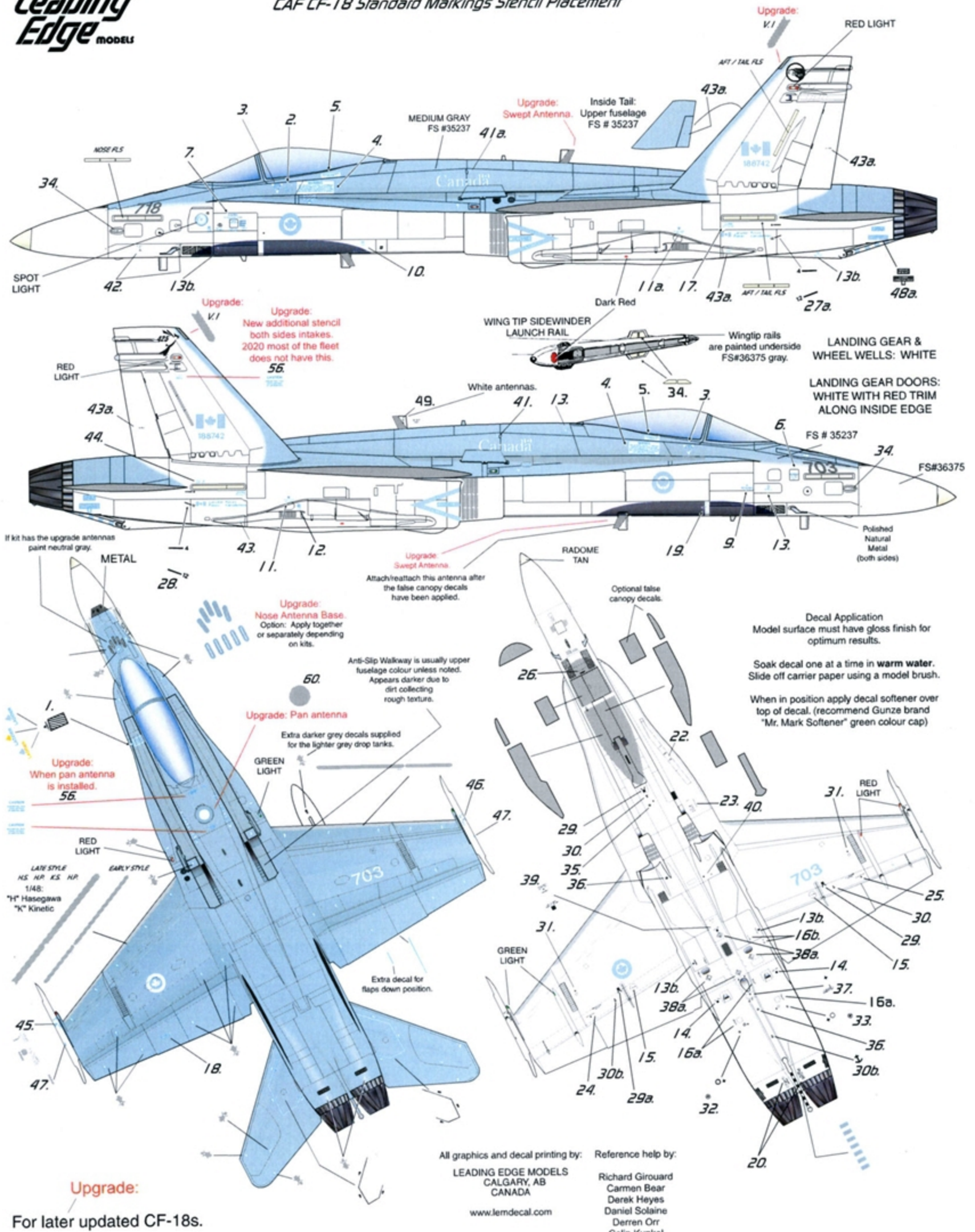
Use this variation of intake warning for 188798.

Balkan Rat CF-18s 1999



Richard Girouard photos





Upgrade:
For later updated CF-18s.

All graphics and decal printing by:
LEADING EDGE MODELS
CALGARY, AB
CANADA
www.lmdecal.com

Reference help by:
Richard Girouard
Carmen Bear
Derek Heyes
Daniel Solaine
Derren Orr
Colin Kunkel

Decal Application
Model surface must have gloss finish for optimum results.
Soak decal one at a time in **warm water**. Slide off carrier paper using a model brush.
When in position apply decal softener over top of decal. (recommend Gunze brand "Mr. Mark Softener" green colour cap)

LANDING GEAR & WHEEL WELLS: WHITE
LANDING GEAR DOORS: WHITE WITH RED TRIM ALONG INSIDE EDGE

FS # 35237
FS#36375
Polished Natural Metal (both sides)

Upgrade: Swept Antenna
Attach/reattach this antenna after the false canopy decals have been applied.

Upgrade: Nose Antenna Base
Option: Apply together or separately depending on kits.

Anti-Slip Walkway is usually upper fuselage colour unless noted. Appears darker due to dirt collecting rough texture.

Upgrade: Pan antenna
Extra darker grey decals supplied for the lighter grey drop tanks.

GREEN LIGHT

LATE STYLE
HS NR KS NR
1/48:
"H" Hasegawa
"K" Kinetic

Upgrade:
When pan antenna is installed.
56.

RED LIGHT

Upgrade:

NOSE NUMBERS

Small numbers; Used from delivery. Larger RCAF font started to appear around 1991 originally vertical as provided on 188758 & 188798 options in this set. Skewed numbers appeared very soon and were used on most aircraft. Desert Storm aircraft were a mix of number styles.

409, 421 & 439
Baden, Germany



401, 425 & 433
Bagotville Quebec



409, 410, 416 & 441 & AETE
Cold Lake, Alberta



#56 & #57.
Emergency canopy
jettison removed
in the late 1980's.

012345677899 style "A" small numbers

0123456789 style "B" large skewed RCAF font numbers



Outline Border Flag

RCAF Official Font Style Numbers

1980's "Early"



CANADA



012345677899

1990's "New"



Canada




"Helvetica" Font Style Numbers
012345677899

0123456789



Gov. dept. logos applied to rear area.
2/3 flag changed to full flag many years
ago but disregard to official drawings is the
norm for this detail. Both styles still common.

Current "Up Graded" Avionics Fit



Nose Fence Antennas

Swept Antenna
New pan antenna.

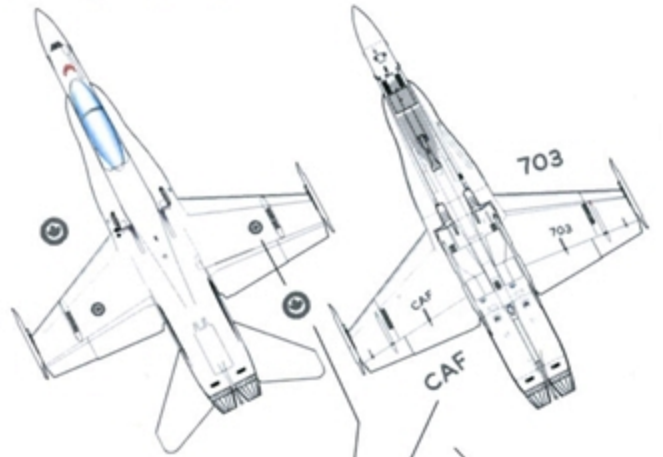
Flat GPS Antenna

Correct maple leaf.
RCAF ARC

Swept Antenna

"Post Office" style logo
now not always present.

Incorrect maple leaf option.

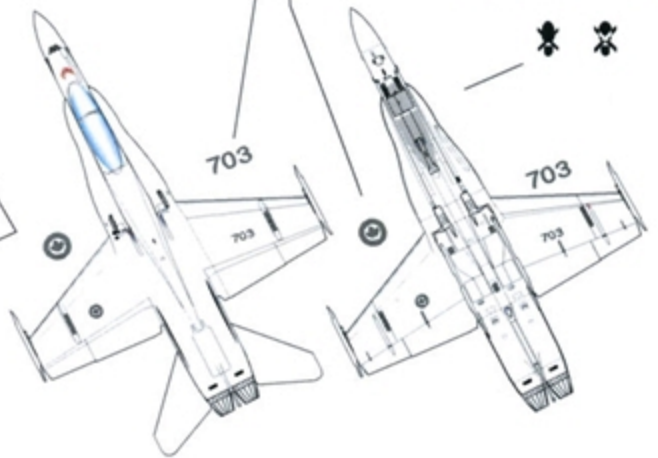


Several CF-18s have not been completely repainted
and still have early RCAF font numbers in some places.

Wing markings changed with the removal of the "CAF"
to upper and lower roundel and last 3 digit numerals
upper and lower wings.

NO STEP

"NO STEP" changed to
symbols. In spite of official
drawings there are several
variations of these symbols.



Upgrade Part:
Nose Antennas



CF-18 CANADA COMBAT HORNETS - OPERATION MOBILE LIBYA 2011

Decal sets:
 72.87 1/72 Scale
 48.87 1/48 Scale
 32.87 1/32 Scale

**Leading
Edge**
MODELS



188735
 Prior to application of mission marks and Sicily logo.

Upper gray 425 sqdn logo & Sicily logo applied after operations.



CF-18s of "Operation Mobile" based in Sicily for operations over Libya 2011.

188734 425 Sqdn logo is not completely painted out. Decal provide to show the ghost appearance of the logo.



734

188736 starboard rudder is painted #36257 on both sides.



"Canada" logo appears faded.

Note: Squadron logos were sprayed over with touch up paint for combat operations.

Underside of 188759 appears untouched from 1980s with 'CAF' instead of roundel but '759' is touched up to a darker gray. 188759 has since been repainted to current markings.



188759

For 188759 only.

CAF




188759

425 logo used after Sicily logo removed.



188767



188767

767

CF-18 CANADA COMBAT HORNETS - INTERCEPTS & TOP GUN



Richard Girouard photo



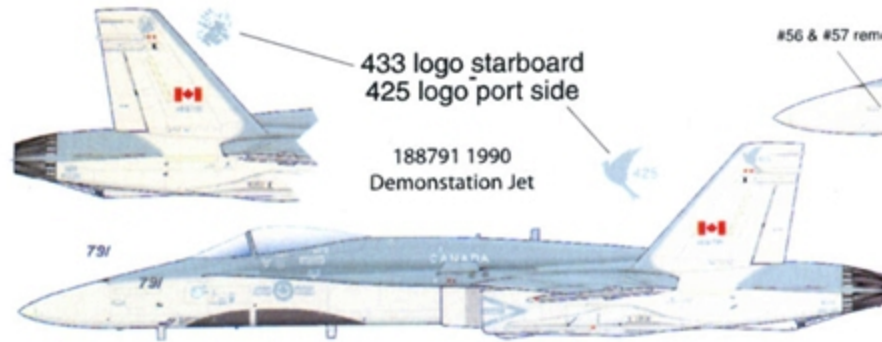

Or the Hornet
Or the Hornet

Richard Girouard photo

Helvetica
Font

786


188786 Tupolev 160 "Black Jack" Bomber Intercept



433 logo starboard
425 logo port side

188791 1990
Demonstration Jet

188792 Cryllic "Check Six" Markings



188777 1996 William Tell
Gunnery Competition "Top Gun"



Helvetica
Font

718



188718 Tupolev 98 "Bear" Bomber 2x Intecepts



Derek Heyes photo