

WEHRMACHT MOUNTED INFANTRY

1/35 MILITARY MINIATURE SERIES



PLEASE READ THIS BEFORE COMMENCING ASSEMBLY

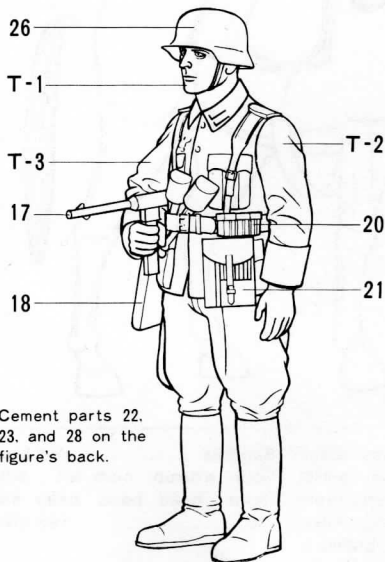
★This kit includes parts for making two figures and one horse.

★In painting, please refer to the box top and box back. Also see the bottom of overleaf.

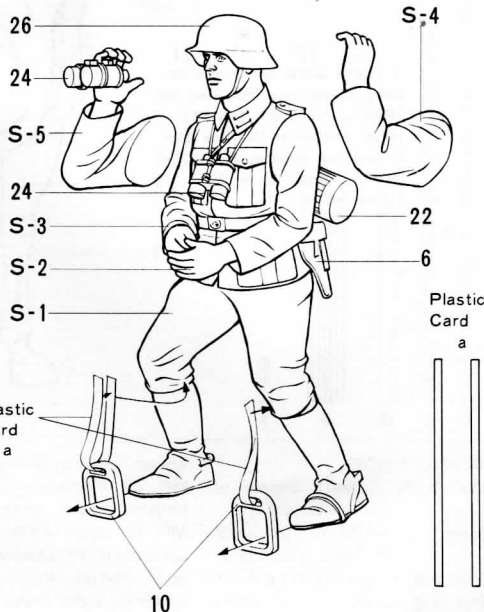
★This kit includes a thin plastic sheet. Cut as shown in construction figures and cement to the model when reproducing equipment such as reins and belly band.

《Construction of Figures》

★Select either of two set of arms.

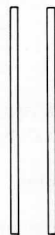


Cement parts 22, 23, and 28 on the figure's back.



Plastic Card
a

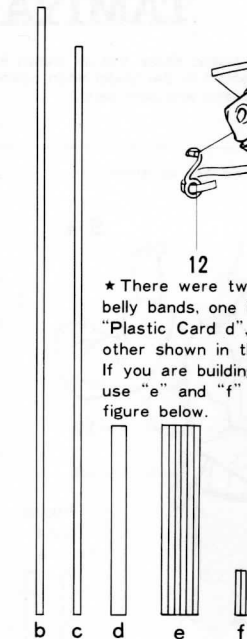
Plastic
Card
a



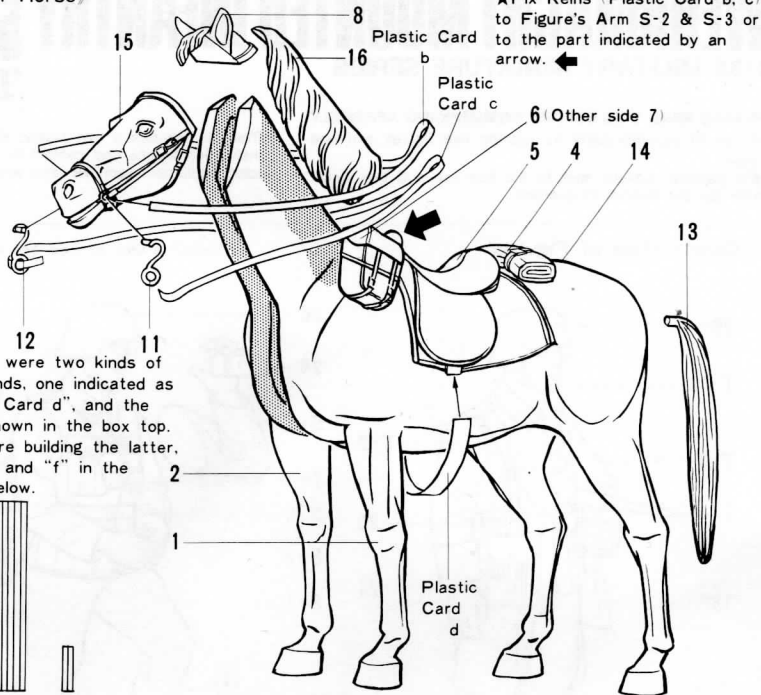
10

《Construction of Horse》

Plastic Card



12 11
 ★ There were two kinds of belly bands, one indicated as "Plastic Card d", and the other shown in the box top. If you are building the latter, use "e" and "f" in the figure below.



PAINTING GUIDE

Horse body.... matt brown or white etc.

Figures uniform, trousers, helmet, gas mask

containers: field grey/face: flesh/
 duffel bag, poncho: khaki/belt,

shoes, binoculars: gloss black/
 MP 40 magazine case, pistol
 holster, map case: red brown/
 MP 40: gun metal/spur: silver. etc..... red brown
 Equipment on saddles: blanket:
 buff/duffel bag: red brown/
 canteen: field grey.
 Saddles..... red brown
 Spur, stirrup, curb bit... silver
 Reins, head band, belly band