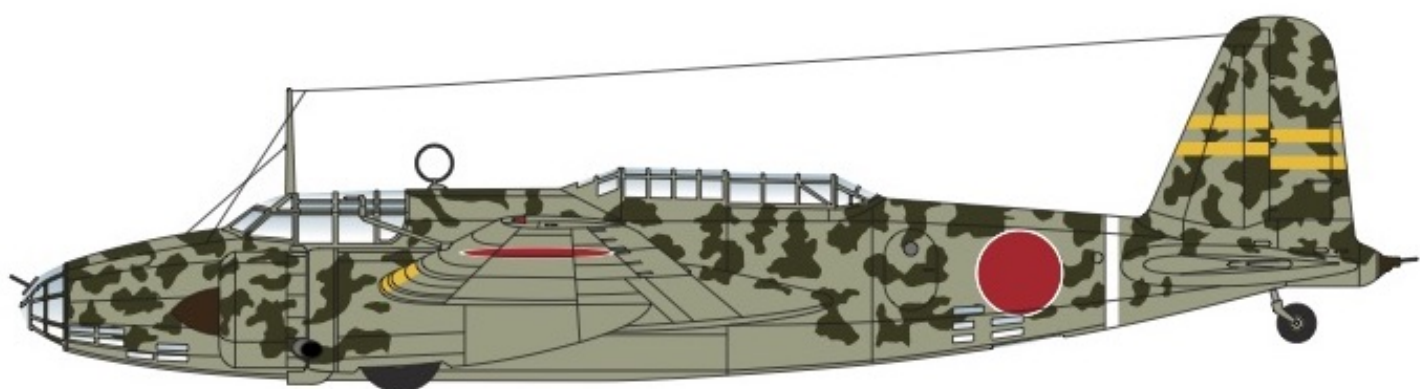
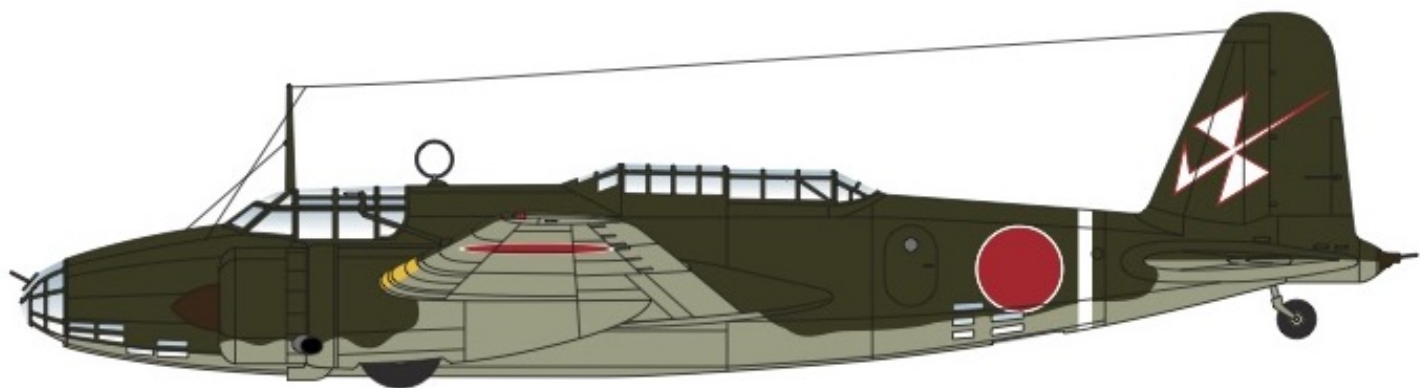


## Mitsubishi KI-21 'Sally' Collection



For the best results these decals should be applied to a gloss surface such as provided by either Xtracolor or Xtracrylix paints. Cut out the decal required and soak in warm water until the decal is released from the backing paper. Wet the area to be decaled with MICRO SET which will help to eliminate air trapped under the decal and position the decal.

After 5 or 10 minutes wet the decal with MICRO SOL which will soften the decal and ensure that it settles down over any surface detail. Allow the decal to dry for at least 12 hours. During this time some wrinkling of the decal may occur, this is normal. Do not touch the decal at this time.

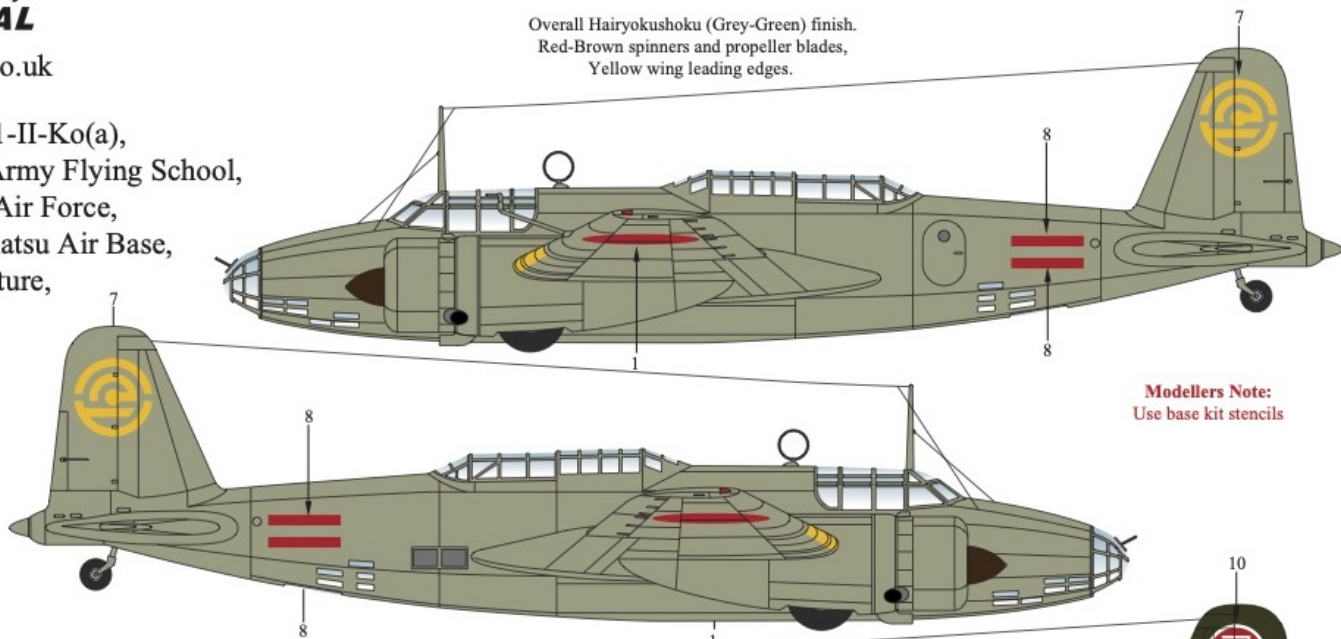
Carefully check for small air bubbles and if there are any prick with a needle and apply a drop of MICRO SOL. After all air bubbles have been eliminated and the decals are dry wash the entire model with water to remove any excess decal adhesive.

When completely dry the whole model should be sprayed with a coat of Xtracolor or Xtracrylix Flat, Satin or Gloss varnish depending on the finish required.

Store in a cool dry place, avoid sunlight, dampness or extremes of temperature and/or humidity.

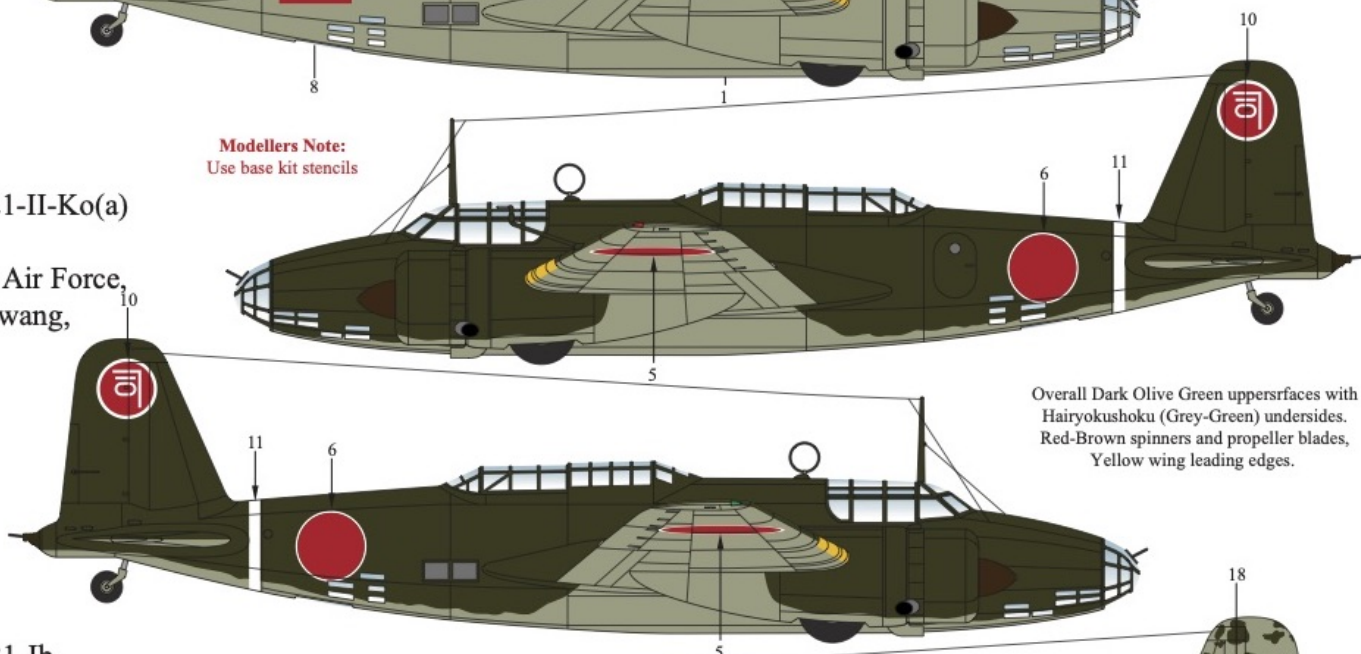
Overall Hairyokushoku (Grey-Green) finish.  
 Red-Brown spinners and propeller blades,  
 Yellow wing leading edges.

Mitsubishi Ki-21-II-Ko(a),  
 of Hamamatsu Army Flying School,  
 Japanese Army Air Force,  
 based at Hamamatsu Air Base,  
 Shizuoka Prefecture,  
 Japan,  
 1939.



**Modellers Note:**  
 Use base kit stencils

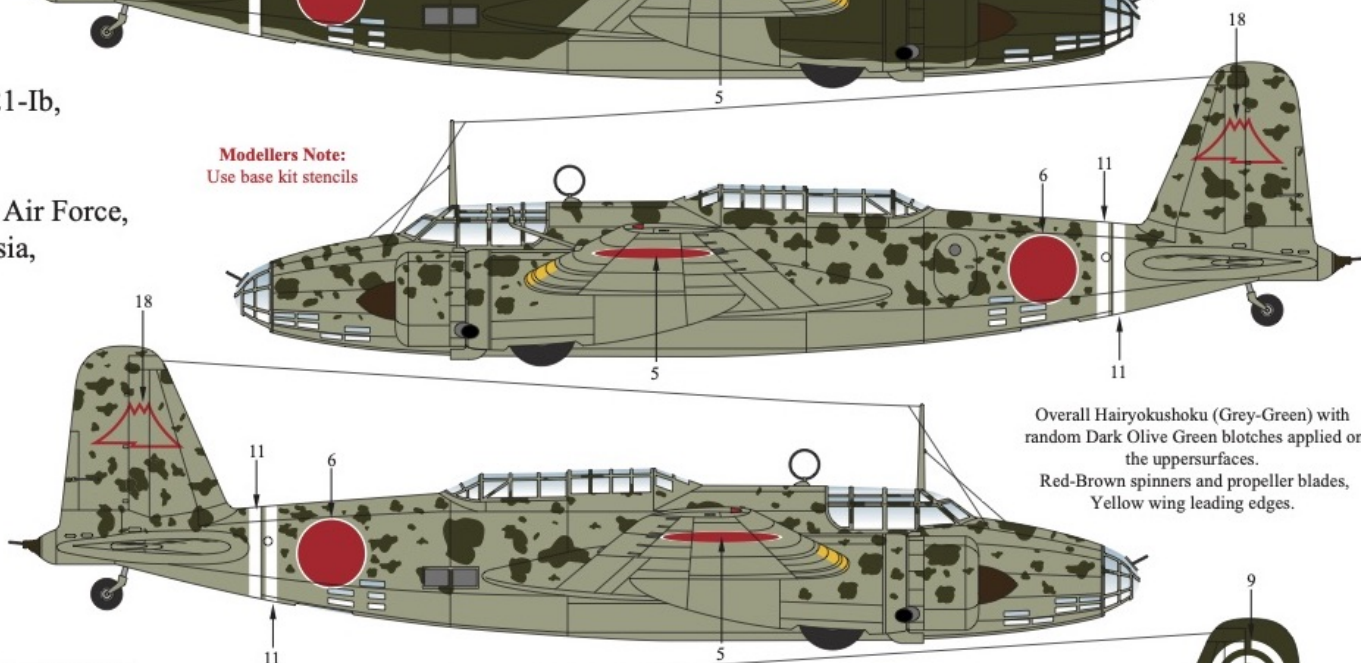
Mitsubishi Ki-21-II-Ko(a)  
 of 3 Kōkū gun,  
 Japanese Army Air Force,  
 based at Sembawang,  
 Singapore,  
 early,  
 1945.



**Modellers Note:**  
 Use base kit stencils

Overall Dark Olive Green upper surfaces with  
 Hairyokushoku (Grey-Green) undersides.  
 Red-Brown spinners and propeller blades,  
 Yellow wing leading edges.

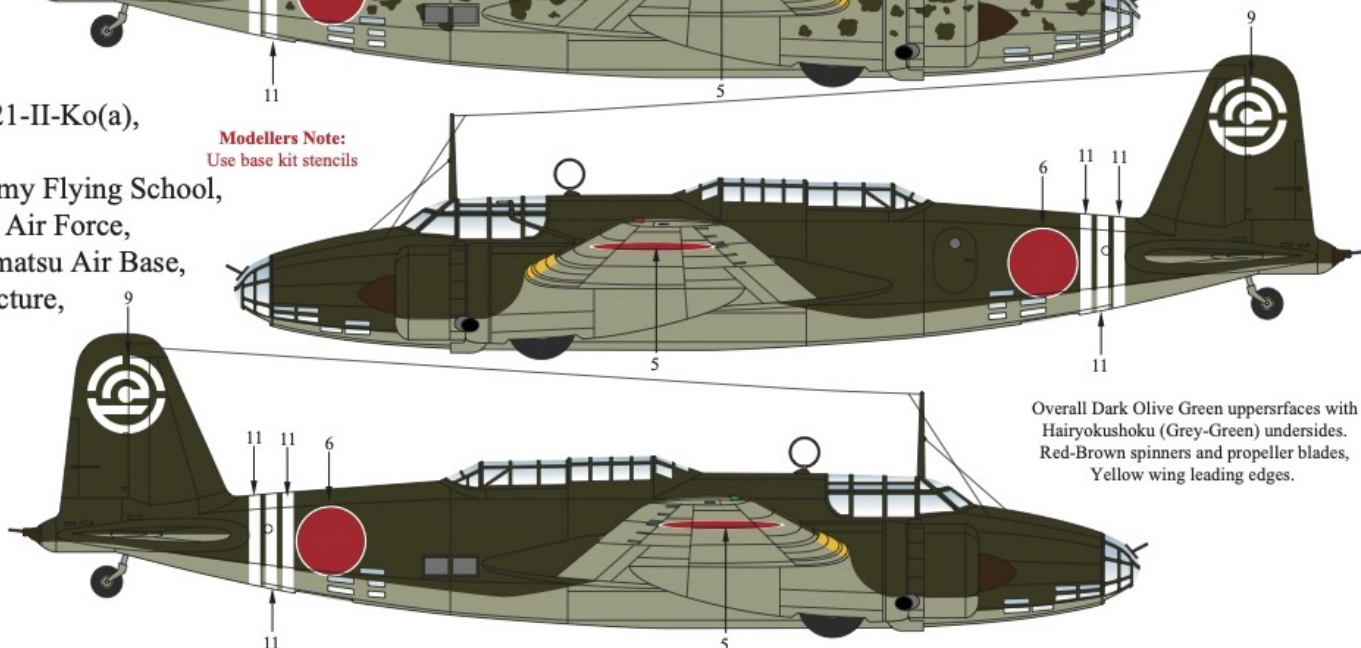
Mitsubishi Ki-21-Ib,  
 of 2nd Chutai,  
 7th Kōkūtai,  
 Japanese Army Air Force,  
 based in Malaysia,  
 1942.



**Modellers Note:**  
 Use base kit stencils

Overall Hairyokushoku (Grey-Green) with  
 random Dark Olive Green blotches applied on  
 the upper surfaces.  
 Red-Brown spinners and propeller blades,  
 Yellow wing leading edges.

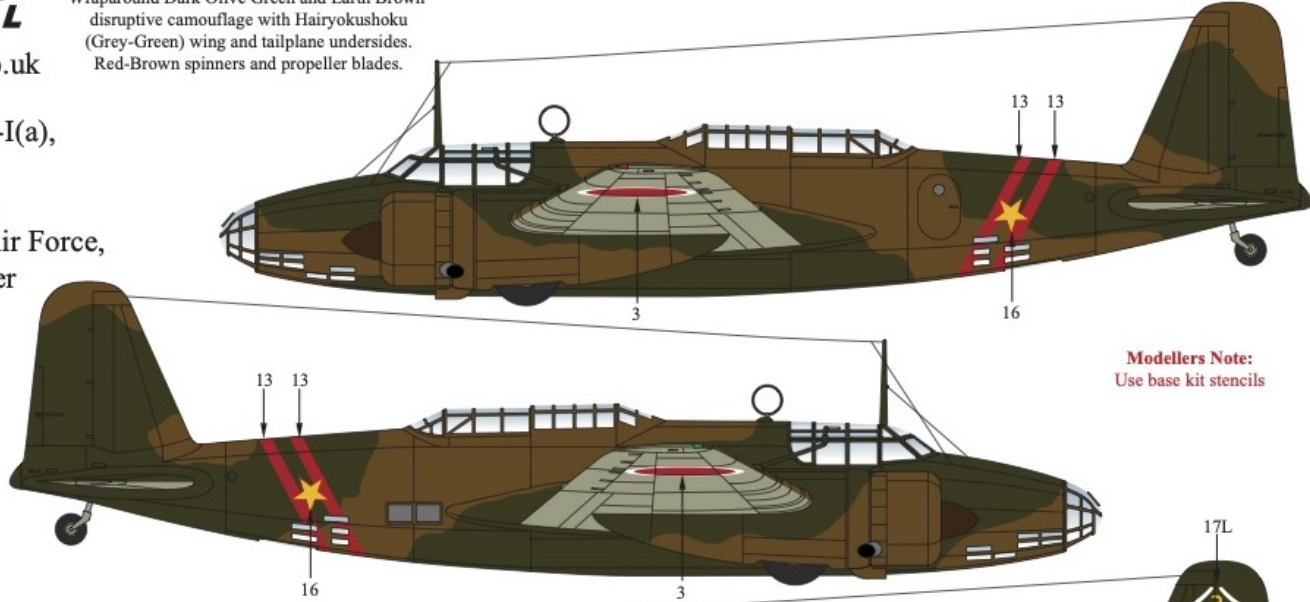
Mitsubishi Ki-21-II-Ko(a),  
 of 2nd Chutai,  
 Hamamatsu Army Flying School,  
 Japanese Army Air Force,  
 based at Hamamatsu Air Base,  
 Shizuoka Prefecture,  
 Japan,  
 1943.



**Modellers Note:**  
 Use base kit stencils

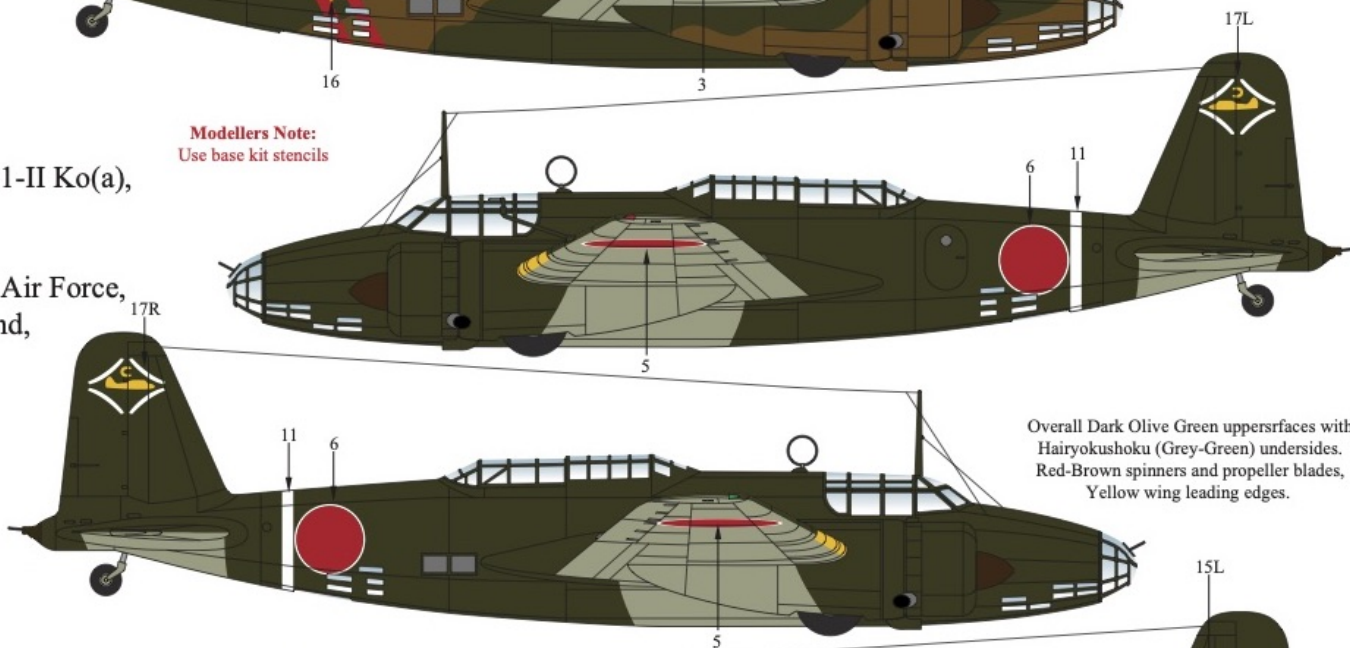
Overall Dark Olive Green upper surfaces with  
 Hairyokushoku (Grey-Green) undersides.  
 Red-Brown spinners and propeller blades,  
 Yellow wing leading edges.

Mitsubishi Ki-21-I(a),  
 of 2nd Chutai,  
 60th Hiko Sentai,  
 Japanese Army Air Force,  
 used in action over  
 Manchuria  
 China,  
 1939.



**Modellers Note:**  
 Use base kit stencils

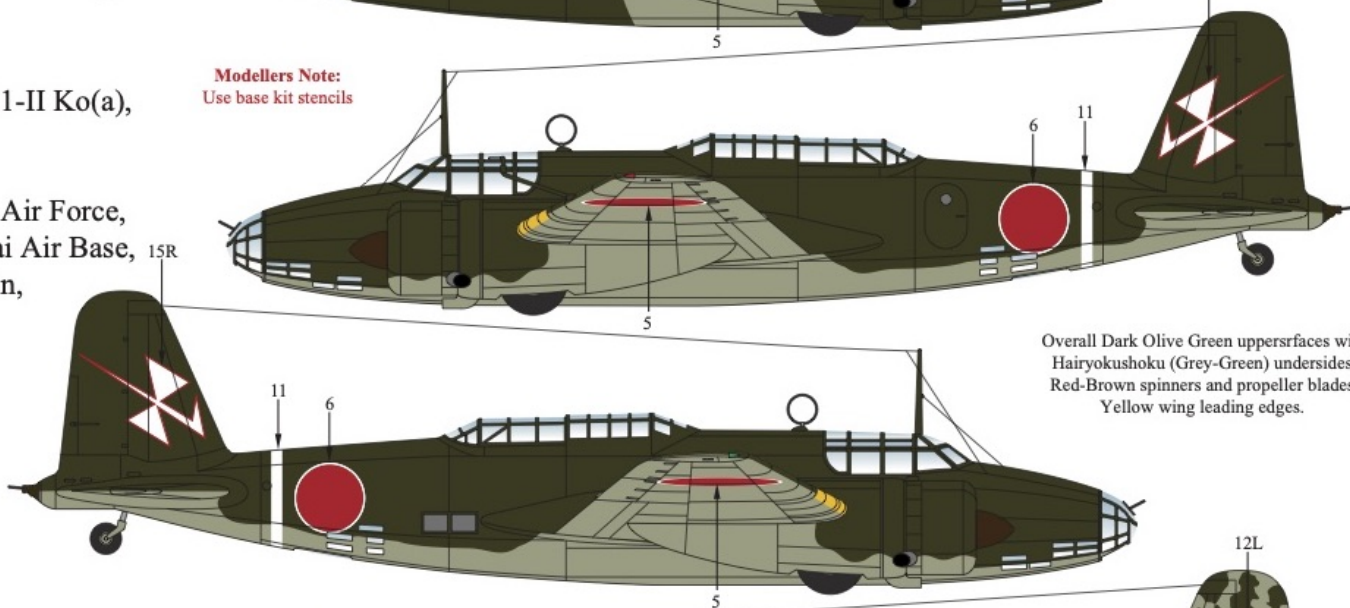
Mitsubishi Ki-21-II Ko(a),  
 of 1st Chutai,  
 62nd Sentai,  
 Japanese Army Air Force,  
 based in Thailand,  
 1942.



**Modellers Note:**  
 Use base kit stencils

Overall Dark Olive Green uppersurfaces with Hairyokushoku (Grey-Green) undersides. Red-Brown spinners and propeller blades, Yellow wing leading edges.

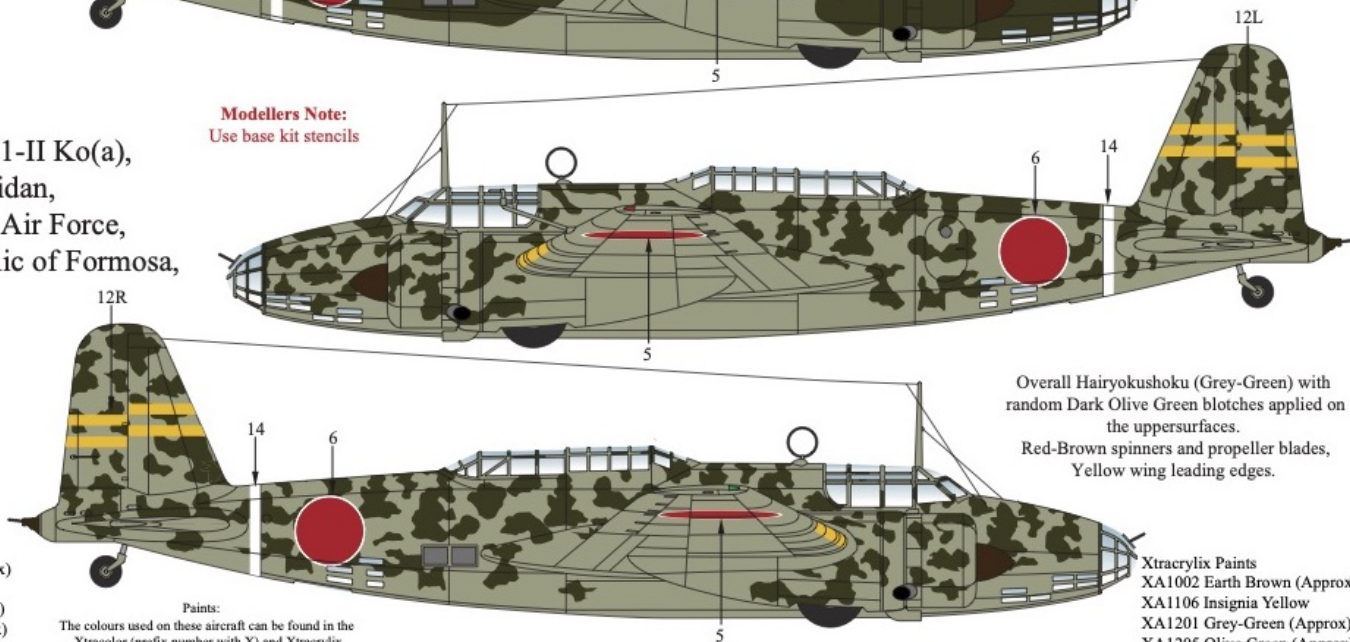
Mitsubishi Ki-21-II Ko(a),  
 of 1st Chutai,  
 81st Sentai,  
 Japanese Army Air Force,  
 based at Lakunai Air Base,  
 East New Britain,  
 1943.



**Modellers Note:**  
 Use base kit stencils

Overall Dark Olive Green uppersurfaces with Hairyokushoku (Grey-Green) undersides. Red-Brown spinners and propeller blades, Yellow wing leading edges.

Mitsubishi Ki-21-II Ko(a),  
 of 22nd Hikoshidan,  
 Japanese Army Air Force,  
 based in Republic of Formosa,  
 1945.



**Modellers Note:**  
 Use base kit stencils

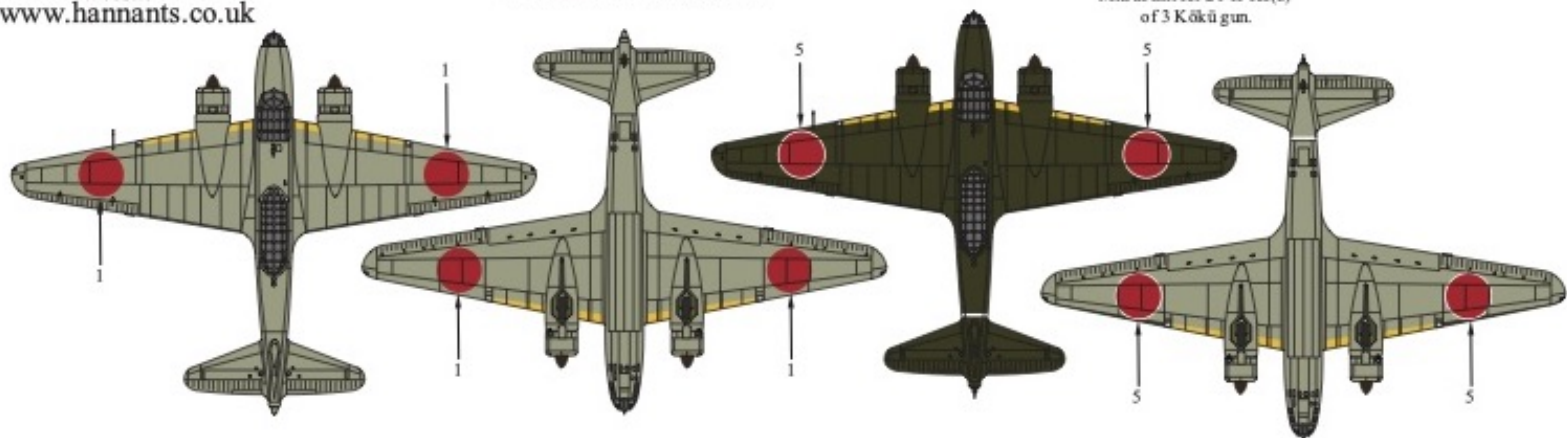
Overall Hairyokushoku (Grey-Green) with random Dark Olive Green blotches applied on the uppersurfaces. Red-Brown spinners and propeller blades, Yellow wing leading edges.

Xtracolor Paints  
 X002 Earth Brown (Approx)  
 X106 Insignia Yellow  
 X201 Grey-Green (Approx)  
 X205 Olive Green (Approx)  
 X219 Red-Brown (Approx)

Paints:  
 The colours used on these aircraft can be found in the Xtracolor (prefix number with X) and Xtracrylix (prefix number with XA1) range of paints.

Xtracrylix Paints  
 XA1002 Earth Brown (Approx)  
 XA1106 Insignia Yellow  
 XA1201 Grey-Green (Approx)  
 XA1205 Olive Green (Approx)  
 XA1219 Red-Brown (Approx)

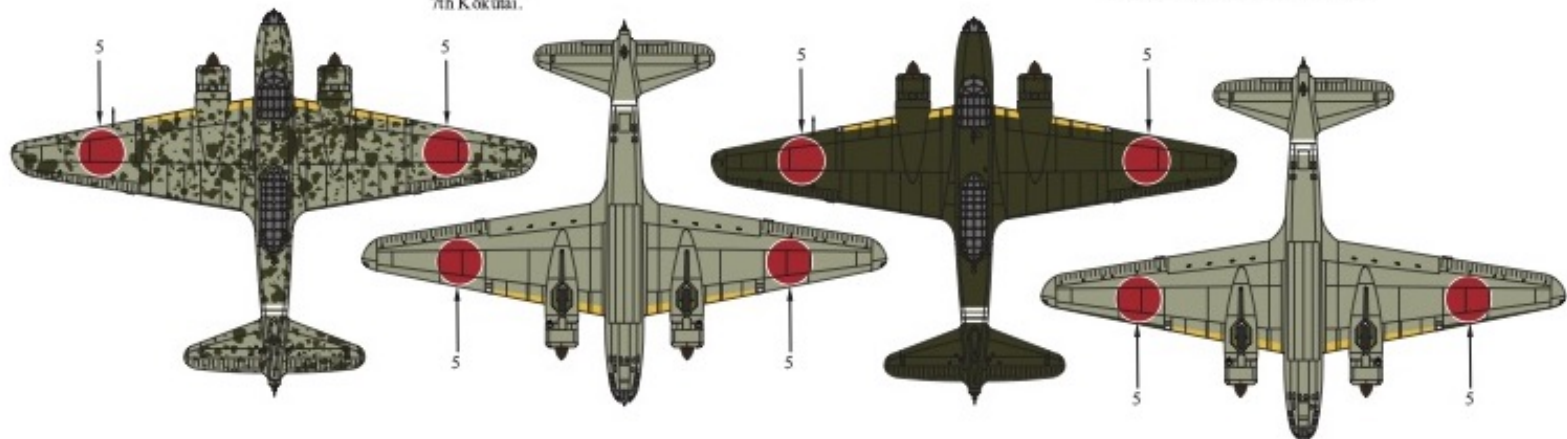
Mitsubishi Ki-21-II-Ko(a),  
 of Hamamatsu Army Flying School.



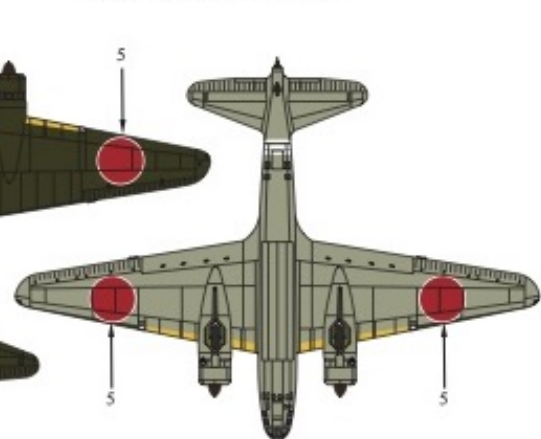
Mitsubishi Ki-21-II-Ko(a)  
 of 3 Kōkū gun.



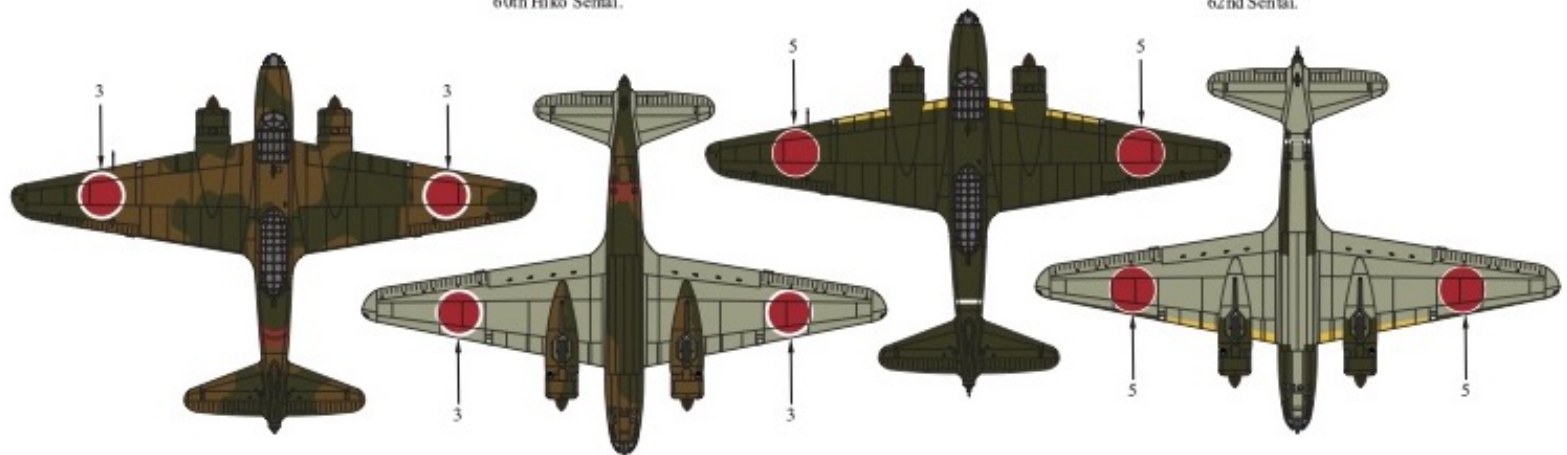
Mitsubishi Ki-21-Ib,  
 of 2nd Chutai,  
 7th Kōkūtai.



Mitsubishi Ki-21-II-Ko(a),  
 of 2nd Chutai,  
 Hamamatsu Army Flying School.



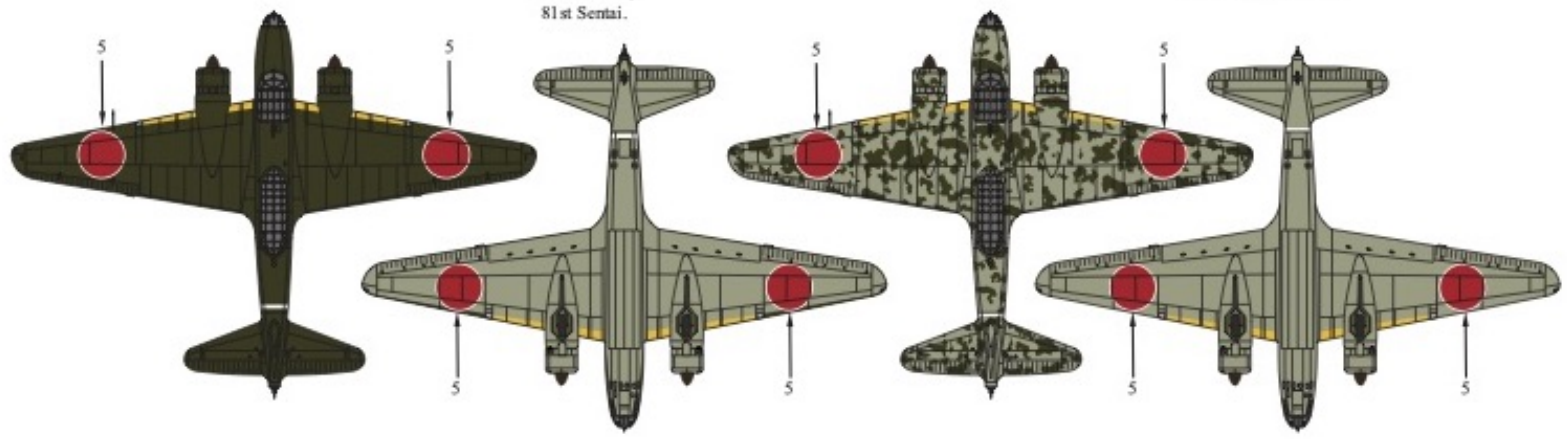
Mitsubishi Ki-21-I(a),  
 of 2nd Chutai,  
 60th Hiko Sentai.



Mitsubishi Ki-21-II Ko(a),  
 of 1st Chutai,  
 62nd Sentai.



Mitsubishi Ki-21-II Ko(a),  
 of 1st Chutai,  
 81st Sentai.



Mitsubishi Ki-21-II Ko(a),  
 of 2nd Hiko shidan.

